

saxby
lighting

EDITION

14

2023

www.saxbytrade.com

WELCOME TO EDITION FOURTEEN

Saxby Lighting has been designing and manufacturing lights for commercial and domestic use for over 30 years. Our team of lighting specialists combine a wealth of knowledge, with a passion for innovation to create solutions. We listen to customers' feedback and design our products to meet the needs of our users; that means safe, efficient installation and products you can trust. We are immensely proud of our industry relationships and pride ourselves on being a consistent and supportive partner to our wholesalers.



OUR PRODUCTS



SAFE, FAST FIX
INSTALLATION



THE RIGHT PRODUCT
FOR THE JOB



MORE FUNCTIONALITY
THE RIGHT PRICE



INDUSTRY LEADING
WARRANTIES

OUR SERVICE



SAXBY TRADE
EXCLUSIVE PORTAL



TECHNICAL SUPPORT
LIGHTING DESIGN



NEXT DAY DELIVERY
4PM CUT OFF



MARKETING
SUPPORT

CONTENTS

SAXBYSMART	12	WALL	184
■ RECESSED	16	■ EXTERIOR	188
FIRE RATED	19	COLLECTION	191
DOWNLIGHT	41	WALL	209
■ COMMERCIAL	62	BOLLARD	231
PANEL	64	FLOODLIGHT	234
SUSPENSION	71	BULKHEAD	243
BATTEN	73	GUIDE	254
HIGH BAY	86	DECKING	266
LOW BAY	90	RECESSED	280
BULKHEAD	92	SPIKE	285
FLUSH	102	■ EMERGENCY	290
TRACK	108	GUIDE	292
■ INTERIOR	118	RECESSED	297
SPOTLIGHT	120	WALL	300
WALL	127	EMERGENCY KITS	302
■ DISPLAY	138	■ LAMP & ACC.	306
CABINET	140	LAMP	308
TAPE	144	TRANSFORMER	323
■ BATHROOM	166	DIMMER	324
SPOTLIGHT	168	DRIVER	325
COLLECTION	170	SENSOR	328
FLUSH	173	CONNECTOR	335
MIRROR	176	■ TECHNICAL	336

EDITION 14

NEW PRODUCTS & RANGE EXTENSIONS

NEW SHIELDPRO
P18



NEW SHIELDPRO SMART
P20



NEW SHIELDSLIM
P21



NEW SHIELD360
P22



NEW SHIELDECO CCT
P23



RANGE EXTENSION
ORBITALPRO P31



RANGE EXTENSION
RAVEL P38



NEW TRIMLESS GU10
P41



NEW ALTO
P48



NEW CIRCO
P58



NEW DUAL LED
P79



NEW LED ANTI CORROSIVE
P82



EDITION 14
NEW PRODUCTS & RANGE EXTENSIONS

RANGE EXTENSION
SAXBY HEROPRO CCT P94



NEW COLT LED
P108



RANGE EXTENSION PACTO
P110



NEW AREZZO
P111



RANGE EXTENSION
AMALFI P120-124



RANGE EXTENSION
AREZZO P125



RANGE EXTENSION
HERA & NYX P140-141



RANGE EXTENSION PALIN
P191



RANGE EXTENSION ALBUS
P263



RANGE EXTENSION
PILLAR P281



NEW PICCO
P289



NEW DIMMER MODULE
P324



PRODUCT DIRECTORY

RECESSED

NEW SHIELDPRO P18



NEW SHIELDPRO SMART P20



NEW SHIELDSLIM P21



NEW SHIELD360 P22



NEW SHIELDECO CCT P23



SHIELDECO 500 P24



NEW SHIELDECO ANTI-GLARE P25



SHIELDECO 800 TILT P26



SHIELDECO 800 P27



ORBITALPLUS P30



NEW ORBITALPRO P31



ORBITALPRO SMART P32



SPECULO P34



SPECULO ANTI-GLARE P35



SHIELDPLUS MV P36



SHIELDPLUS MV IP65 P37



RAVEL P38



SHIELDECO TRIMLESS BEZEL P39



NEW TRIMLESS GU10 P41



TRIMLESS DOWNLIGHT P42



LALO P43



CAST P44



CAST BAFFLE P45



PEAKE P46



CONVERSE P47



NEW ALTO P48



XENO P49



TETRA P50



GARRIX P51



AXIAL ROUND P52



AXIAL RECTANGULAR P53



SIRIODISC ADJUSTABLE P55



SIRIODISC P57



NEW CIRCO P58



LAMP HOLDERS P60



PRODUCT DIRECTORY

RECESSED

COMMERCIAL

HEATGUARD
P61



STRATUS ECO
P65



STRATUS PRO
P66



STRATUS UGR19
P67



STRATUS CCT
P68



SIRIO FRAME
P70



KINGSLEY
P71



BORDE CCT
P72



ECOLINEAR
P73



RULAR
P75



RULAR EMERGENCY
P76



NEW MICROWAVE &
PIR SENSORS P77



LINEAR PRO
P78



NEW DUAL LED
P79



NEW LED ANTI
CORROSIVE P82



REEVE CONNECT
P84



REEVE 2
P85



ALTUM
P86



GAGE
P90



SAXBY HEROPRO CCT
P94



NEW SAXBY
HEROPRO MINI P96



NEW SAXBY HEROPRO
LARGE P96



FORCA / FORCA CCT
P98



MONTANA CCT
P102



HALO SMART
P103



NIMBUS CCT
P105



COBRA CCT
P106



BROCO
P107



NEW COLT LED
P108



NEW PACTO
P110



NEW AREZZO
P111



PRODUCT DIRECTORY

COMMERCIAL

MONTE
P112



CONOR
P113



BULLETT
P114



TRACK
P115



TRACK ACCESSORIES
P104



INTERIOR

NEW AMALFI
P120



AREZZO
P125



PALERMO
P126



ODI
P127



SHALE
P128



MADISON
P129



ZEKE
P130



TOKO
P132



MINI CRESCENT
P133



CRESCENT
P134



BOX
P135



MORNINGTON
P136



SALVO
P137



DISPLAY

NEW HERA CCT
P140



NEW NYX CCT
P141



SLEEK CCT
P142



AQUALINE RGB KIT
P144



FLEXLINE RGB KIT
P145



FLEXLINE CCT KIT
P146



FLEXLINE KIT
P147



NEW ORION20
P152



NEW ORIONFLEX
P153



NEW ORIONPRO
P154



NEW ORION 65/67
P155



NEW ORION RGBW
P156



NEW ORION RGB
P158



NEW ORION
ACCESSORIES P160



NEW ORION SMART
P162



PRODUCT DIRECTORY

DISPLAY

TAPE DRIVERS
P163



NEW RIGEL
P164



KNIGHT
P169



PURE
P170



CRYSTAL
P171



LIPCO
P172



PORTICO
P173



NOBLE
P174



NICO
P176



PERLE
P177



SPEGEL
P178



RIFT
P179



GLIMPSE
P180



MAREH
P181



OMEGA
P182



REVELO
P183



ICE
P184



SQUARE
P184



MODA
P185



MODA
P186



ONAN
P187



NEW PALIN
P190



ATLANTIS
P198



ODYSSEY
P200



ICARUS
P202



EQUINOX
P203



TANGO
P204



BLISS
P205



ROKO
P206



PYRAMID
P207



TRIBECA
P208






































BATHROOM

EXTERIOR

PRODUCT DIRECTORY

EXTERIOR

<p>CAMBER P209</p> 	<p>HAYDEN P210</p> 	<p>SENTINEL P212</p> 	<p>BIANCO P213</p> 	<p>DORON P214</p> 
<p>MORTI P215</p> 	<p>LANTERN P216</p> 	<p>ORETI P218</p> 	<p>VULCAN P219</p> 	<p>GLOVER CCT P220</p> 
<p>WARE P222</p> 	<p>BRETON P223</p> 	<p>YORK P224</p> 	<p>INOVA PIR P225</p> 	<p>PAGODA PIR P226</p> 
<p>TRADITIONAL P227</p> 	<p>HALBURY P228</p> 	<p>BAYSWATER P229</p> 	<p>LOUVRE BLACK P231</p> 	<p>DAX CCT P232</p> 
<p>ZONE P233</p> 	<p>SALDE P235</p> 	<p>SALDE TWIN P238</p> 	<p>MANTRA P239</p> 	<p>SURGE P240</p> 
<p>SURGE PIR P241</p> 	<p>MOTION LED PIR P243</p> 	<p>LUIK P244</p> 	<p>LUCCA P246</p> 	<p>LUCCA MINI P247</p> 
<p>SERAN P248</p> 	<p>SERAN MICROWAVE P249</p> 	<p>AVIT P250</p> 	<p>ROND P251</p> 	<p>PILLO P252</p> 

PRODUCT DIRECTORY

EXTERIOR

PILLO XL
P253



SEINA HALF BRICK
P254



SEINA STAINLESS STEEL
P255



SEINA BLACK
P256



SEINA RGB SMART
P257



SEVERUS CCT
P258



SEVERUS
P260



NEW ALBUS
P263



ECO
P264



IKONPRO CCT
P266



IKONPRO ACCESSORIES
P268



IKONPRO CCT BLACK
P269



IKONPRO RGB
P270



IKONPRO RGB SMART
P271



IKON ROUND
P272



KIOS 2
P273



FESTOON SMART
STRING P274



COVE
P276



HAYZ
P277



HADES
P279



NEW PILLAR
P280



PILLAR TILT
P282



HOXTON
P283



AYOKA
P284



LUMINATRA
P285



LUMINATRA SMART
P286



OPAZ MV
P287



TRITON
P288



NEW PICCO
P289



SIGHT RECESSED
DOWNLIGHT P292



SIGHT PLUS
P293



SIGHT ECO
P294



SIGHT BOX
P295



SIGHT 4-IN-1
P296



EMERGENCY

PRODUCT DIRECTORY

EMERGENCY

SIGHT RECESSED
P297



CYCLO 2
P299



SIGHT TWIN SPOT
P300



SIGHT TWIN SPOT IP65
P301



NEW EM CONVERSION
KIT P302



EM CONVERSION KIT
P303



NEW EM CONVERSION
KIT P304



LAMPS & ACCESSORIES

GU10 SMART
P308



NEW GU10
P309



GLASS GU10
P312



MR16
P313



NEW G9
P314



G4
P316



E27 SMART
P317



NEW B22
P318



NEW E27
P319



E27 FILAMENT
P320



E27 LED STICK
P321



NEW E14
P322



TRANSFORMER
P323



NEW DIMMER MODULE
P324



DRIVERS
P325



DALI DRIVERS
P327



MICROWAVE
DETECTOR P328



PIR DETECTOR 2-IN-1
P329



PIR DETECTOR 3-IN-1
P330



MINI PIR
P331



SECURITY DETECTOR
P332



PHOTOCELL
P333



TWILIGHT DETECTOR
P334



INLINE DETECTOR
P335



OUR PRODUCTS



SAFE, FAST FIX
INSTALLATION



THE RIGHT PRODUCT
FOR THE JOB



MORE FUNCTIONALITY
THE RIGHT PRICE



INDUSTRY LEADING
WARRANTIES

OUR SERVICE



SAXBY TRADE
EXCLUSIVE PORTAL



TECHNICAL SUPPORT
LIGHTING DESIGN



NEXT DAY DELIVERY
4PM CUT OFF



MARKETING
SUPPORT

TIME TO SAY 'HELLO' TO YOUR LIGHTING...



Our smart lighting range has built-in software that you can control remotely for an easier, efficient and personalised way of using your lights. No need for a hub or complex installations. Simply download the Tuya app to configure the lights your way, directly from your smartphone or using your own voice on smart home voice recognition products, such as Amazon Echo or Google Home.

HOW IT WORKS:

DOWNLOAD THE 'TUYA' APP

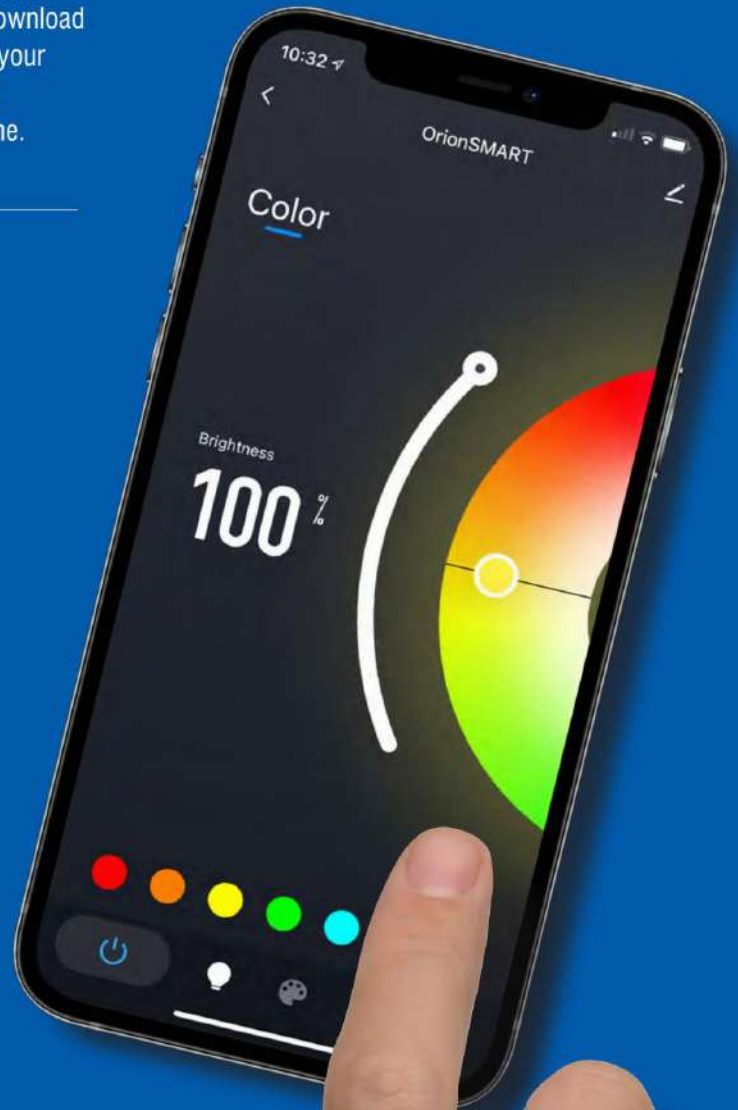
Please scan the QR code or search 'Tuya' to download from your App Store or Google Play.



Available on the iPhone
App Store



ANDROID APP ON
Google play



REGISTRATION & LOG IN

- Enter your email or mobile phone number to register
- A verification code will be sent via email or text message
- Set your password

SET UP

Connect your lights to the app and start controlling.

Saxby Smart products are only supported on 2.4G WIFI bands.

INTELLIGENT LIGHTING®
saxbysmart

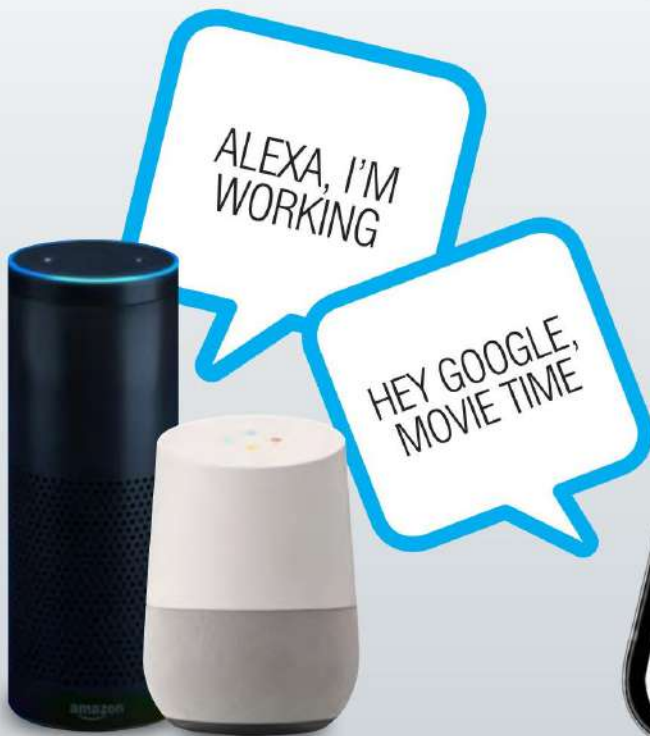
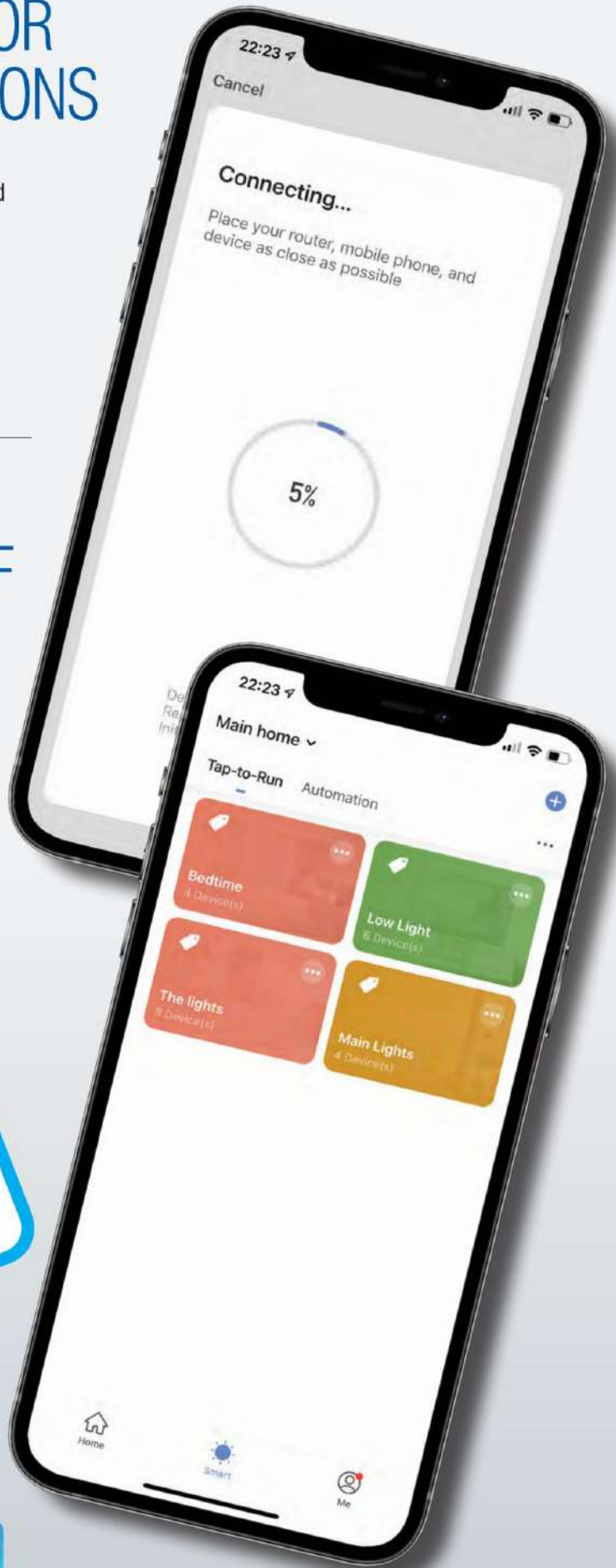
NO HUB REQUIRED OR COMPLEX INSTALLATIONS

Saxby Smart fittings come fully equipped with a built in chip that connects to your Wi-Fi router. Simply download the Saxby Smart app to your smartphone, register and add your lighting devices. You're good to go - create a personalised lighting experience.



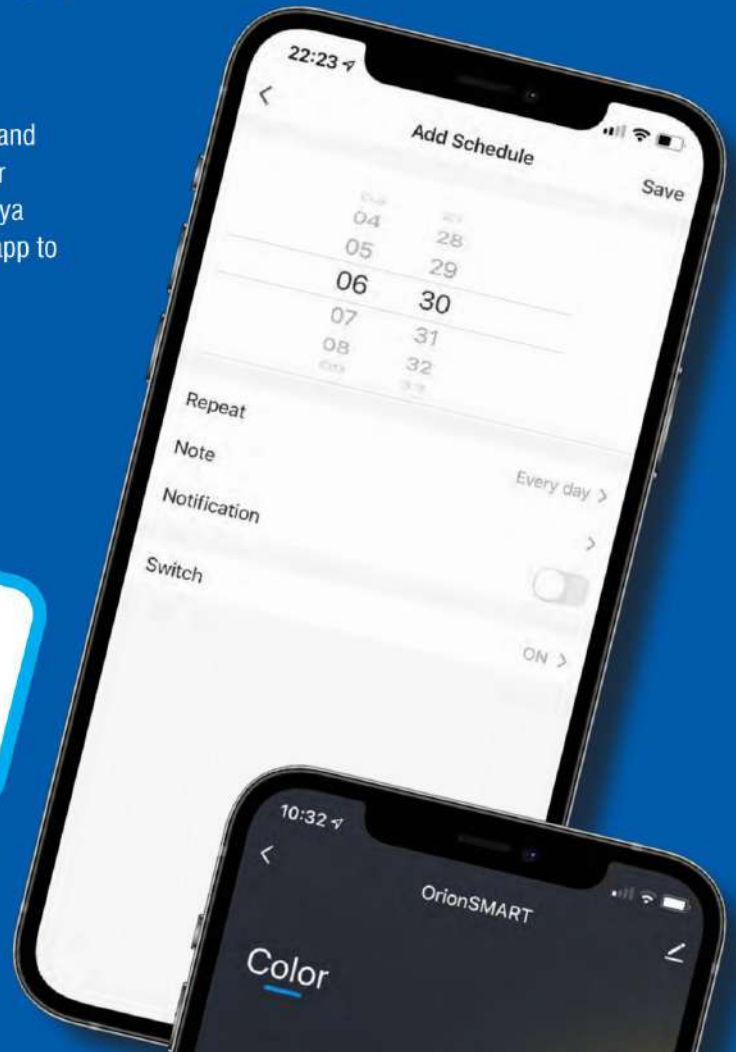
CREATE SCENES TO SUIT YOUR WAY OF LIVING & WORKING

Educate or program your voice control device to suit you. Control multiple devices in a single room or building by creating scenes within the Saxby Smart app or through Amazon Alexa or Google Assistant.



TAKE FULL CONTROL OF YOUR LIGHTING

Saxby Smart devices are compatible with Amazon Alexa and Google Assistant, allowing control of your lights with your own voice. Once set up has been completed using the Tuya app, simply download 'Smart Life' to your voice control app to discover your devices and start voicing commands!



TIME SCHEDULE HOME OR AWAY

Using the Tuya app or your voice control app, schedule activity for your lighting when you're out and about giving you peace of mind.

YOUR DATA IS SAFE & SECURE

Military grade security for guaranteed peace of mind as your data is being handled safely.

INTELLIGENT LIGHTING®
saxbysmart



OUR SMART RANGE

View our range of smart recessed, interior, exterior and lamps fittings.

SHIELDPRO SMART
P20



ORBITAL SMART
P32



HALO SMART
P103



ORION SMART
P162



SEINA RGB SMART
P257



IKON RGB SMART
P271



FESTOON SMART STRING
P274



LUMINATRA SMART
P286



GU10 RGB SMART
P308



E27 RGB SMART
P317





RECESSED

Recessed downlights are a subtle and interesting way to add a modern feel to your home. Saxby Lighting's recessed range covers all your domestic and commercial needs.


FIRE RATED	19
DOWNLIGHT	41
ACCESSORIES	60



2.7K/3K/4K/6K
CCT SWITCH



4W/6W/8W
WATT SWITCH



FAST-FIX
CONNECTOR



ULTRA SLIM
48MM PROFILE

SHIELDPRO

Tri wattage, high performance, CCT downlight

The popular ShieldPRO fitting from Saxby has been upgraded! This fitting comes with a 3-way "Plug and Play" connector which allows users to loop in and out. The connector has a simple 4-way CCT switch allowing users to choose between 2700K, 3000K, 4000K or 6000K and a 3-way Watt switch allowing users to choose between 4W, 6W or 8W. Other features include: the option to be covered with insulation, fits into shallow ceiling voids, IP65-rated, and fully fire-rated for 30, 60 and 90-minute ceilings.

NEW
OPTION

SHIELDPRO TRI WATTAGE 4CCT DOWNLIGHT

Tri wattage, high performance, CCT downlight

 **5YR**
WARRANTY

 **CLASS 2**

 **IP65**
RATED

 **DIMMABLE**

 **60°**
BEAM

 **80**
CRI

 **6**
SDCM

 **FIRE RATED**
30,60,90 MINS

 **COVER IN**
INSULATION

800
LUMEN

Airflow cap

Allows insulation to be loosely placed over the fitting



Super low 48mm profile
Suitable for shallow ceiling voids

Colour Changing Technology

Choose between 2700K, 3000K, 4000K & 6000K. Dimmable

Spring ceiling clips
Hold the ShieldPRO firmly in place

Interchangeable bezels

Matt white bezel included. Satin nickel, chrome and matt black available – simple twist & lock fitting system



- Matt white finish bezel included
- Emergency pack 103944



PUSH FIT TERMINAL

Fast and secure installation. Loop in, loop out terminals



DETACHABLE CONNECTOR

Allows for first fix wiring and easy removal for decorating



CCT/WATTAGE MULTI SWITCH

Choose between 4W, 6W & 8W and 2.7K, 3K, 4K & 6K



Code	Description	Finish	K	LM	LM/W	Dimensions	Cut Out
102630	NEW ShieldPRO	Matt white	2700/3000/4000/6000	800	100	H: 48mm Dia: 89mm	Dia 70mm
90377	Shield Fire Rated Bezel	Satin nickel	-	-	-	Proj: 3mm Dia: 89mm	-
90378	Shield Fire Rated Bezel	Chrome	-	-	-	Proj: 3mm Dia: 89mm	-
92513	Shield Fire Rated Bezel	Matt black	-	-	-	Proj: 3mm Dia: 89mm	-

Order online www.saxbytrade.com

SHIELDPRO SMART

High performance smart downlight



3YR
WARRANTY

CLASS 2

IP65
RATED

DIMMABLE

69°
BEAM

80
CRI

FIRE RATED
30,60,90 MINS

COVER IN
INSULATION

NEW
PRODUCT

600
LUMEN

FAST
FIX



INTELLIGENT LIGHTING®
saxbysmart

“Alexa, turn on the lights”

SaxbySmart is compatible with Amazon Echo and Google Home allowing you to control the lights directly using your own voice



Code	Description	Finish	K	W	LM	LM/W	Dimensions	Cut Out
81555	NEW ShieldPRO Smart	Matt white	4000K & RGB	8W	600	75	H: 48mm Dia: 89mm	Dia 70mm
90377	Shield Fire Rated Bezel	Satin nickel	-	-	-	-	Proj: 3mm Dia: 89mm	-
90378	Shield Fire Rated Bezel	Chrome	-	-	-	-	Proj: 3mm Dia: 89mm	-
92513	Shield Fire Rated Bezel	Matt black	-	-	-	-	Proj: 3mm Dia: 89mm	-

RECESSED FIRE RATED

NEW
PRODUCT

SHIELDSLIM

Slimline colour selectable downlight, with twist and lock connection

 **5YR**
WARRANTY

 **CLASS 2**

 **IP65**
RATED

 **DIMMABLE**

 **60°**
BEAM

 **80**
CRI

 **FIRE RATED**
90 MINS

 **COVER IN**
INSULATION

600
LUMEN

FAST
FIX



- Constructed from die cast aluminium alloy & acrylic
- 7W LED module (SMD) CCT
- 1.5KV surge protection
- Emergency pack 103944



CCT SWITCH
UNDER BEZEL



TWIST & LOCK
CONNECTION



QUICK RELEASE
HINGE

Code	Description	Finish	K	LM	LM/W	Dimensions	Cut Out
103174	NEW ShieldSLIM 4CCT 7W	Matt white	2700/3000/4000/6000	600	86	H: 37mm Dia: 89mm	64mm
90377	Shield Fire Rated Bezel	Satin nickel	-	-	-	Proj: 3mm Dia: 89mm	-
90378	Shield Fire Rated Bezel	Chrome	-	-	-	Proj: 3mm Dia: 89mm	-
92513	Shield Fire Rated Bezel	Matt black	-	-	-	Proj: 3mm Dia: 89mm	-

Order online www.saxbytrade.com

SHIELD360 TRI WATTAGE 4CCT DOWNLIGHT

NEW
PRODUCT

Unique downlight, fully adjustable to direct the light

800
LUMEN

5YR
WARRANTY

CLASS 2

IP44
RATED

DIMMABLE

60°
BEAM

80
CRI

6
SDCM

FIRE RATED
90 MINS

360°
ROTATION



Can be covered with insulation

- Constructed from die cast aluminium alloy & steel & acrylic
- 8W LED module (SMD) CCT
- 4W/6W/8W selectable
- Emergency pack 103944



PUSH FIT TERMINAL

Fast and secure installation.
Loop in, loop out
terminals



DETACHABLE CONNECTOR

Allows for first fix wiring
and easy removal for
decorating



CCT/WATTAGE MULTI SWITCH

Choose between 4W, 6W & 8W
and 2.7K, 3K, 4K & 6K



Code	Description	Finish	K	Lm	Lm/W	Dimensions	Cut Out	Min Void
103029	NEW Shield360	Matt white	2700/3000/4000/6000	800	100	Proj: 3mm Dia: 110mm H: 45mm	Dia 90mm	45mm

RECESSED FIRE RATED

NEW
PRODUCT

SHIELDECO CCT

Everyday fire rated downlight

 **3YR**
WARRANTY

 CLASS 2

 **IP65**
RATED

 DIMMABLE

 **60°**
BEAM

 **80**
CRI

 **6**
SDCM

 **FIRE RATED**
90 MINS

500
LUMEN

FAST
FIX



- Constructed from steel & acrylic
- 5W LED module (SMD)
- Min. void 63mm
- Emergency pack 103944



Can be covered with insulation



New integrated fast fix

Code	Description	Finish	K	LM	LM/W	Dimensions	Cut Out
92751	NEW ShieldECO CCT	Matt white	3000/4000/6000	500	100	Proj: 3mm Dia: 81.5mm H: 66mm	Dia 64mm
95202	ShieldECO Bezel	Satin nickel	-	-	-	H: 5.5mm Dia: 84mm	-
95203	ShieldECO Bezel	Chrome	-	-	-	H: 5.5mm Dia: 84mm	-

Order online www.saxbytrade.com

SHIELDECO 500

Everyday downlight; fire rated, IP65 and dimmable

5YR
WARRANTY

CLASS 2

IP65
RATED

DIMMABLE

60°
BEAM

80
CRI

6
SDCM

FIRE RATED
30,60,90 MINS

500
LUMEN

FAST
FIX



- Constructed from steel & acrylic
- Emergency pack 103944
- 4W LED module (SMD)
- Min. void 62mm



Can be used with trimless accessories, see page 39



Can be covered with insulation

Code	Description	Finish	K	LM	LM/W	Dimensions	Cut Out
73785	ShieldECO 500 4W	Matt white	3000	500	125	Proj: 3mm H: 59mm Dia: 81.5mm	Dia 57mm
73786	ShieldECO 500 4W	Matt white	4000	500	125	Proj: 3mm H: 59mm Dia: 81.5mm	Dia 57mm
73787	ShieldECO 500 4W	Satin nickel	3000	500	125	Proj: 3mm H: 59mm Dia: 81.5mm	Dia 57mm
73788	ShieldECO 500 4W	Satin nickel	4000	500	125	Proj: 3mm H: 59mm Dia: 81.5mm	Dia 57mm
74031	ShieldECO 500 4W	Chrome plate	3000	500	125	Proj: 3mm H: 59mm Dia: 81.5mm	Dia 57mm
74032	ShieldECO 500 4W	Chrome plate	4000	500	125	Proj: 3mm H: 59mm Dia: 81.5mm	Dia 57mm

RECESSED FIRE RATED

NEW
PRODUCT

SHIELDECO CCT ANTI GLARE

Fire rated, IP65, dimmable downlight


3YR
WARRANTY


CLASS 2


IP65
RATED


DIMMABLE


60°
BEAM


80
CRI


6
SDCM


FIRE RATED
30,60,90 MINS

520
LUMEN

FAST
FIX



- Constructed from steel & acrylic
- 5W LED module (SMD)
- Min. void 78mm
- Cut out Dia: 80mm
- Emergency pack 103944



CCT switch



Can be covered with insulation

Code	Description	Finish	K	LM	LM/W	Dimensions
101342	NEW ShieldECO CCT Anti-glare	Matt white	3000/4000/6000	520	104	Proj: 3mm Dia: 90mm H: 78mm
101343	NEW ShieldECO CCT Anti-glare	Matt black	3000/4000/6000	500	100	Proj: 3mm Dia: 90mm H: 78mm

Order online www.saxbytrade.com

SHIELDECO 800 TILT

Fire rated and dimmable

 **5YR**
WARRANTY

 **CLASS 2**

 **DIMMABLE**

 **60°**
BEAM

 **80**
CRI

 **6**
SDCM

 **FIRE RATED**
30,60,90 MINS

 **60°**
TILT

UP TO
820
LUMEN

FAST
FIX



- Constructed from steel & acrylic
- 8.5W LED module (SMD)
- Angle of tilt: 20°
- Min. void 62mm
- Emergency pack 103944



Can be covered with insulation

Code	Description	Finish	K	LM	LM/W	Dimensions	Cut Out
78520	ShieldECO 800 Tilt 8.5W	Matt white	3000	750	88	Proj: 3-15mm H: 60mm Dia: 85mm	Dia 70mm
78521	ShieldECO 800 Tilt 8.5W	Matt white	4000	820	96	Proj: 3-15mm H: 60mm Dia: 85mm	Dia 70mm
78522	ShieldECO 800 Tilt 8.5W	Satin nickel	3000	750	88	Proj: 3-15mm H: 60mm Dia: 85mm	Dia 70mm
78523	ShieldECO 800 Tilt 8.5W	Satin nickel	4000	820	96	Proj: 3-15mm H: 60mm Dia: 85mm	Dia 70mm
78524	ShieldECO 800 Tilt 8.5W	Chrome plate	3000	750	88	Proj: 3-15mm H: 60mm Dia: 85mm	Dia 70mm
78525	ShieldECO 800 Tilt 8.5W	Chrome plate	4000	820	96	Proj: 3-15mm H: 60mm Dia: 85mm	Dia 70mm

RECESSED FIRE RATED

SHIELDECO 800

Everyday downlight; fire rated, IP65 and dimmable

 **5YR**
WARRANTY

 **CLASS 2**

 **IP65**
RATED

 **DIMMABLE**

 **60°**
BEAM

 **80**
CRI

 **6**
SDCM

 **FIRE RATED**
30,60,90 MINS

UP TO
820
LUMEN

FAST
FIX



Can be used with trimless accessories, see page 39



- Constructed from steel & acrylic
- 8.5W LED module (SMD)
- Min. void 62mm
- Emergency pack 103944



Can be covered with insulation

Code	Description	Finish	K	LM	LM/W	Dimensions	Cut out
74707	ShieldECO 800 8.5W	Matt white	3000	750	88	Proj: 3mm H: 59mm Dia: 81.5mm	Dia 57mm
74708	ShieldECO 800 8.5W	Matt white	4000	820	96	Proj: 3mm H: 59mm Dia: 81.5mm	Dia 57mm
74709	ShieldECO 800 8.5W	Satin nickel	3000	750	88	Proj: 3mm H: 59mm Dia: 81.5mm	Dia 57mm
74710	ShieldECO 800 8.5W	Satin nickel	4000	820	96	Proj: 3mm H: 59mm Dia: 81.5mm	Dia 57mm
74711	ShieldECO 800 8.5W	Chrome plate	3000	750	88	Proj: 3mm H: 59mm Dia: 81.5mm	Dia 57mm
74712	ShieldECO 800 8.5W	Chrome plate	4000	820	96	Proj: 3mm H: 59mm Dia: 81.5mm	Dia 57mm

Order online www.saxbytrade.com



**INVISIBLE
LIGHT SOURCE**



**ULTRA SLIM
44MM PROFILE**



**PUSH-FIT
TERMINALS**



**COVER IN
INSULATION**

ORBITAL

Ultra modern 'invisible' light source downlight

Indirect light output from inside the unique anti-glare dome. This slim line patented design is fire rated, IP65 rated and supplied with a high quality dimmable driver that works with leading and trailing edge dimmers. Fitted with push fit tool-less terminal block for ease of install.


5YR
WARRANTY


CLASS 2


IP65
RATED


DIMMABLE


120°
BEAM


80
CRI


6
SDCM


FIRE RATED
30,60,90 MINS

UP TO
1100
LUMEN



Slim Die cast aluminium dome
Ideal for shallow ceiling voids

Spring ceiling clips
Hold the Orbital firmly in place

No visible light source
From unique anti-glare dome

LED Circle
Project light into the dome, bouncing indirect light into the room

Choice of bezel finish
Chrome, satin nickel & matt white



FAST-FIX CONNECTOR

Fast and secure installation.
Loop in, loop out terminals



LENS FREE

No visible light source from unique anti-glare dome



COVER IN INSULATION

Directly cover over with insulation whilst fitting in shallow ceilings voids



ORBITAL PLUS

Unique ultra slim, high performance fire rated LED downlight

5YR
WARRANTY

CLASS 2

IP65
RATED

DIMMABLE

120°
BEAM

80
CRI

6
SDCM

FIRE RATED
30.60.90 MINS

460
LUMEN



- Constructed from die cast aluminium alloy & steel
- 9W LED module (SMD)
- Min. void 43mm
- Compatible emergency kit 92514 & 101339, see page 302/303

Can be covered with insulation

Code	Description	Finish	K	LM	LM/W	Dimensions	Cut Out
69880	OrbitalPLUS	Matt white	3000	460	51	Proj: 2mm H: 44mm Dia: 110mm	Dia: 97mm
69883	OrbitalPLUS	Matt white	5000	460	51	Proj: 2mm H: 44mm Dia: 110mm	Dia: 97mm
69881	OrbitalPLUS	Satin nickel	3000	460	51	Proj: 2mm H: 44mm Dia: 110mm	Dia: 97mm
69884	OrbitalPLUS	Satin nickel	5000	460	51	Proj: 2mm H: 44mm Dia: 110mm	Dia: 97mm
69882	OrbitalPLUS	Chrome plate	3000	460	51	Proj: 2mm H: 44mm Dia: 110mm	Dia: 97mm
69885	OrbitalPLUS	Chrome plate	5000	460	51	Proj: 2mm H: 44mm Dia: 110mm	Dia: 97mm

RECESSED FIRE RATED

NEW
PRODUCT

ORBITAL PRO

Unique ultra slim, high performance 4CCT fire rated LED downlight

 **5YR**
WARRANTY

 **CLASS 2**

 **IP65**
RATED

 **DIMMABLE**

 **120°**
BEAM

 **80**
CRI

 **6**
SDCM

UP TO
1100
LUMEN

FAST
FIX



102670



CCT switch



110mm





135mm

165mm



Can be covered with insulation

- Constructed from steel & acrylic
- Compatible emergency kit 92514 & 101339, see page 302/303

Code	Description	Finish	K	LM	LM/W	Dimensions	Cut Out
102670	NEW OrbitalPRO	 FIRE RATED 30.60.90 MINS	Matt black	2700/3000/4000/6000	460	51	Proj: 3mm Dia: 110mm 97mm
102669	NEW OrbitalPRO	 FIRE RATED 30.60.90 MINS	Matt white	2700/3000/4000/6000	590	66	Proj: 3mm Dia: 110mm 97mm
102671	NEW OrbitalPRO	 FIRE RATED 30 MINS	Matt white	2700/3000/4000/6000	800	67	Proj: 3mm Dia: 135mm 125mm
102672	NEW OrbitalPRO	 FIRE RATED 30 MINS	Matt white	2700/3000/4000/6000	1100	73	Proj: 3mm Dia: 165mm 155mm

Order online www.saxbytrade.com

ORBITAL SMART

Smart, ultra slim, high performance fire rated LED downlight



- 3YR WARRANTY
- CLASS 2
- IP65 RATED
- DIMMABLE
- 120° BEAM
- 80 CRI
- FIRE RATED 30,60,90 MINS

450 LUMENS

FAST FIX



Can be covered with insulation

- For more information on SaxbySmart see page 12

INTELLIGENT LIGHTING®
saxbysmart



“Alexa, turn on the lights”

SaxbySmart is compatible with Amazon Echo and Google Home allowing you to control the lights directly using your own voice


WORKS WITH
amazon alexa


works with the
Google Assistant



Code	Description	Finish	K	LM	LM/W	Dimensions	Cut Out
79305	Orbital Smart 9W	Matt white	3000 - 6000	450	50	Proj: 3mm H: 44mm Dia: 110mm	Dia 97mm

RECESSED FIRE RATED

MAKING THE MOST OF
SAXBYTRADE.COM



900+
PRODUCTS



NO MINIMUM
ORDER VALUE



NEXT DAY DELIVERY
FROM STOCK



DELIVER DIRECT
TO SITE



ONLINE IMAGE
& DATA LIBRARY



NEW STOCK
ARRIVING DAILY



HUGE STOCK
HOLDING



EXPERT
SUPPORT TEAM



TECHNICAL SPEC
ACCESS



BRANCH
LOCATOR



ETHICAL &
QUALITY ASSURED



30 YEAR
LIGHTING HERITAGE

SPECULO ROUND & SQUARE

Compact, fire rated, dimmable downlight


2YR
WARRANTY


CLASS 2


IP65
RATED


DIMMABLE


FIRE RATED
30,60,90 MINS

ULTRA
SLIM
BEZEL

FAST
FIX



Bracket (81018)



- Constructed from steel & glass
- Available in both round & square designs

Code	Description	Finish	Lamp	Dimensions	Cut Out	Min Void
99760	Speculo Round	Matt black	GU10 (required)	Proj: 1mm H: 36mm Dia: 85mm	Dia: 67mm	122mm
79978	Speculo Round	Matt white	GU10 (required)	Proj: 1mm H: 36mm Dia: 85mm	Dia: 67mm	122mm
79979	Speculo Round	Brushed chrome	GU10 (required)	Proj: 1mm H: 36mm Dia: 85mm	Dia: 67mm	122mm
79980	Speculo Round	Chrome	GU10 (required)	Proj: 1mm H: 36mm Dia: 85mm	Dia: 67mm	122mm
80244	Speculo Square	Matt white	GU10 (required)	Proj: 1mm H: 36mm Sq: 85mm	Dia: 67mm	122mm
80245	Speculo Square	Brushed chrome	GU10 (required)	Proj: 1mm H: 36mm Sq: 85mm	Dia: 67mm	122mm
80246	Speculo Square	Chrome	GU10 (required)	Proj: 1mm H: 36mm Sq: 85mm	Dia: 67mm	122mm
81018	Bracket	-	-	H: 97mm W: 65mm	-	-

RECESSED FIRE RATED

SPECULO ANTI-GLARE

Compact, slim and low profile design downlight

 **2YR**
WARRANTY

 **CLASS 2**

 **IP65**
RATED

 **DIMMABLE**

 **FIRE RATED**
90 MINS

ANTI
GLARE

FAST
FIX



- Constructed from steel & glass

Code	Description	Finish	Lamp	Dimensions	Cut Out	Min Void
80247	Speculo Anti-glare	Matt white	GU10 (required)	Proj: 1mm H: 60mm Dia: 85mm	Dia: 75mm	157mm
80248	Speculo Anti-glare	Matt black	GU10 (required)	Proj: 1mm H: 60mm Dia: 85mm	Dia: 75mm	157mm

Order online www.saxbytrade.com

SHIELDPLUS FIXED & TILT

Fire rated downlights with tool free installation

 **2YR**
WARRANTY

 **CLASS 1**

 **DIMMABLE**

 **FIRE RATED**
30,60,90 MINS

 **ACOUSTIC**
RATED

TOOL
FREE
INSTALLATION

FAST
FIX



Fixed



Tilt



- Constructed from die cast aluminium alloy & steel

- We recommend to use with Lamp: 70257, 70258, 74045, 70259, 70260, 74048 (Additional spec can be found on page 309)

Code	Description	Finish	Lamp	Dimensions	Cut Out
99758	ShieldPLUS Fixed	Matt black	GU10 (required)	Proj: 4.5mm Dia: 85mm H: 122mm	Dia: 70mm
61059	ShieldPLUS Fixed	Matt white	GU10 (required)	Proj: 4.5mm Dia: 85mm H: 122mm	Dia: 70mm
50673	ShieldPLUS Fixed	Satin nickel	GU10 (required)	Proj: 4.5mm Dia: 85mm H: 122mm	Dia: 70mm
50674	ShieldPLUS Fixed	Chrome plate	GU10 (required)	Proj: 4.5mm Dia: 85mm H: 122mm	Dia: 70mm
99759	ShieldPLUS Tilt	Matt black	GU10 (required)	Proj: 5mm Dia: 100mm H: 135mm	Dia: 83mm
61060	ShieldPLUS Tilt	Matt white	GU10 (required)	Proj: 5mm Dia: 100mm H: 135mm	Dia: 83mm
50681	ShieldPLUS Tilt	Satin nickel	GU10 (required)	Proj: 5mm Dia: 100mm H: 135mm	Dia: 83mm
50682	ShieldPLUS Tilt	Chrome plate	GU10 (required)	Proj: 5mm Dia: 100mm H: 135mm	Dia: 83mm

RECESSED FIRE RATED

NEW
OPTION

SHIELDPLUS IP65

Fire rated downlights with tool free installation


2YR
WARRANTY


CLASS 1


IP65
RATED


DIMMABLE


FIRE RATED
30,60,90 MINS


ACOUSTIC
RATED

**TOOL
FREE**
INSTALLATION

FAST
FIX



- Constructed from die cast aluminium alloy & steel

- We recommend to use with Lamp: 70257, 70258, 74045, 70259, 70260, 74048 (Additional spec can be found on page 309)

Code	Description	Finish	Lamp	Dimensions	Cut Out
101344	NEW ShieldPLUS IP65	Matt black	GU10 (required)	Proj: 5mm Dia: 88mm H: 130mm	Dia: 73mm
61061	ShieldPLUS IP65	Matt white	GU10 (required)	Proj: 5mm Dia: 88mm H: 130mm	Dia: 73mm
50688	ShieldPLUS IP65	Satin nickel	GU10 (required)	Proj: 5mm Dia: 88mm H: 130mm	Dia: 73mm
50686	ShieldPLUS IP65	Chrome plate	GU10 (required)	Proj: 5mm Dia: 88mm H: 130mm	Dia: 73mm

Order online www.saxbytrade.com

RAVEL TRIMLESS DOWNLIGHT

Trimless plaster in luminaire for a clean seamless finish

NEW
OPTION

- 2YR WARRANTY
- CLASS 1
- DIMMABLE
- FIRE RATED 30,60,90 MINS



- Constructed from die cast aluminium alloy & steel
- Plaster into the ceiling



• We recommend to use with Lamp: 70257, 70258, 74045, 70259, 70260, 74048 (Additional spec can be found on page 309)

Code	Description	Finish	Lamp	Dimensions	Cut Out	Min Void
81572	Ravel Trimless FR Downlight	Matt white	GU10 (required)	H: 146mm Dia: 120mm	75mm	149mm
103028	NEW Ravel Trimless FR Downlight	Matt black	GU10 (required)	H: 146mm Dia: 120mm	75mm	149mm

RECESSED FIRE RATED

SHIELDECO TRIMLESS ACCESSORY

Trimless bezel creating a clean, seamless finish


2YR
WARRANTY



78529

- Constructed from steel
- Accessory to be used in conjunction with ShieldECO (not CCT 92751)
- Combined unit not fire rated



Code	Description	Finish	Dimensions	Cut Out	Min Void
75917	Trimless Bezel Round	Matt white	H: 40mm Dia: 135mm	Dia: 85mm	150mm
78529	Trimless Bezel Square	Matt white	H: 40mm Dia: 135mm	Sq: 89 x 89mm	110mm

Order online www.saxbytrade.com

OUR PRODUCTS



SAFE, FAST FIX
INSTALLATION



THE RIGHT PRODUCT
FOR THE JOB



MORE FUNCTIONALITY
THE RIGHT PRICE



INDUSTRY LEADING
WARRANTIES

OUR SERVICE



SAXBY TRADE
EXCLUSIVE PORTAL



TECHNICAL SUPPORT
LIGHTING DESIGN



NEXT DAY DELIVERY
4PM CUT OFF



MARKETING
SUPPORT

NEW
PRODUCT

TRIMLESS LINKABLE

Unique linkable modular design

 **2YR**
WARRANTY

 **CLASS 2**

 **IP20**
RATED

 **DIMMABLE**

LED
COMPATIBLE

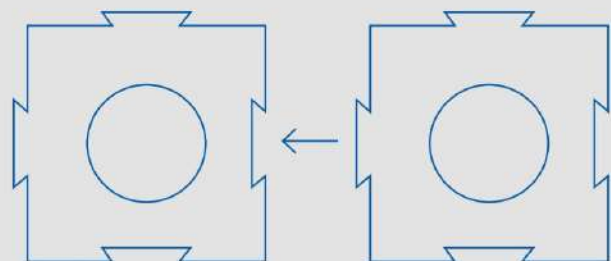
FAST
FIX



Trimless linkable design



- Constructed from die cast aluminium alloy & steel
- Finish matt white



Dovetail together

Code	Description	Finish	Lamp	Dimensions	Cut Out
103941	NEW Trimless GU10 White	Matt white	GU10 (required)	L: 96mm W: 96mm D: 45mm	Dia: 68mm
103942	NEW Trimless GU10 Black	Matt black	GU10 (required)	L: 96mm W: 96mm D: 45mm	Dia: 68mm

Order online www.saxbytrade.com

TRIMLESS TILT DOWNLIGHT

Designed for a seamless finish

 **2YR**
WARRANTY

 **CLASS 2**

 **DIMMABLE**

 **20°**
TILT

LED
COMPATIBLE

FAST
FIX



- Constructed from die cast aluminium alloy



Code	Description	Finish	Lamp	Dimensions	Cut Out	Min Void
78954	Trimless Downlight Round	Matt white	GU10 (required)	Proj: 55mm Dia: 120mm	Dia: 82mm	130mm
92538	Trimless Downlight Round	Matt black	GU10 (required)	Proj: 55mm Dia: 120mm	Dia: 82mm	130mm
78955	Trimless Downlight Square	Matt white	GU10 (required)	Proj: 55mm Sq: 122mm	Sq: 85mm	130mm
94754	Trimless Downlight Twin	Matt white	GU10 (required)	Proj: 56mm L: 210mm W: 122mm	175mm x 85mm	130mm

RECESSED DOWNLIGHT

 **5YR**
WARRANTY

 CLASS 2

 COB

 **45°**
BEAM

 **80**
CRI

240
LUMEN









Actual size shown



- Constructed from die cast aluminium alloy & acrylic
- 4W LED module (COB)



Code	Description	Finish	K	Lumens	Dimensions	Cut Out	Min Void
99559	Lalo Tilt 4W	 Matt white	3000	240	Proj: 2mm Dia: 50mm H: 24mm	45mm	24mm
99560	Lalo Tilt 4W	 Matt white	4000	240	Proj: 2mm Dia: 50mm H: 24mm	45mm	24mm
99557	Lalo 4W	 Matt black	3000	240	Proj: 2mm Dia: 45mm H: 30mm	35mm	30mm
99558	Lalo 4W	 Matt black	4000	240	Proj: 2mm Dia: 45mm H: 30mm	35mm	30mm
91513	Lalo 4W	 Matt white	3000	240	Proj: 2mm Dia: 45mm H: 30mm	35mm	30mm
92518	Lalo 4W	 Matt white	4000	240	Proj: 2mm Dia: 45mm H: 30mm	35mm	30mm
92519	Lalo Dimmable Driver	-	-	-	-	-	-

CAST FIXED & TILT

Practical and stylish fixed and adjustable downlights


2YR
WARRANTY


CLASS 2


DIMMABLE

LED
COMPATIBLE



Side profile



Lampholder included

- Constructed from die cast aluminium alloy

Code	Description	Finish	Lamp	Dimensions	Min Void	Cut Out
95918	Cast Fixed	Matt black	GU10 (required)	Proj: 3mm Dia: 80mm	95mm	Dia: 70mm
76006	Cast Fixed	Matt white	GU10 (required)	Proj: 3mm Dia: 80mm	95mm	Dia: 70mm
52331	Cast Fixed	Gloss white	GU10 (required)	Proj: 3mm Dia: 80mm	95mm	Dia: 70mm
52330	Cast Fixed	Satin nickel	GU10 (required)	Proj: 3mm Dia: 80mm	95mm	Dia: 70mm
52329	Cast Fixed	Chrome plate	GU10 (required)	Proj: 3mm Dia: 80mm	95mm	Dia: 70mm
95919	Cast Tilt	Matt black	GU10 (required)	Proj: 3mm Dia: 95mm	95mm	Dia: 80mm
76007	Cast Tilt	Matt white	GU10 (required)	Proj: 3mm Dia: 95mm	95mm	Dia: 80mm
52334	Cast Tilt	Gloss white	GU10 (required)	Proj: 3mm Dia: 95mm	95mm	Dia: 80mm
52333	Cast Tilt	Satin nickel	GU10 (required)	Proj: 3mm Dia: 95mm	95mm	Dia: 80mm
52332	Cast Tilt	Chrome plate	GU10 (required)	Proj: 3mm Dia: 95mm	95mm	Dia: 80mm

RECESSED DOWNLIGHT

CAST BAFFLE

Practical and stylish fixed and adjustable downlights

 **2YR**
WARRANTY

 CLASS 2

 DIMMABLE

ANTI
GLARE

LED
COMPATIBLE



Twist and lock



Lampholder included

- Constructed from die cast aluminium alloy

Code	Description	Finish	Lamp	Dimensions	Min Void	Cut Out
81573	Cast Baffle Fixed	Matt white	GU10 (required)	Proj: 2mm Dia: 82mm H: 38mm	105mm	70mm
81739	Cast Baffle Tilted	Matt white	GU10 (required)	Proj: 2mm Dia: 95mm H: 38mm	110mm	80mm

Order online www.saxbytrade.com

PEAKE

Anti-glare, dimmable downlight


2YR
WARRANTY


CLASS 1


DIMMABLE

ANTI
GLARE

LED
COMPATIBLE



- Constructed from steel

Code	Description	Finish	Lamp	Dimensions	Cut Out	Min Void
48869	Peake	Gloss white	GU10 (required)	Proj: 2mm Dia: 84mm	Dia: 75mm	150mm

RECESSED DOWNLIGHT

CONVERSE

Converter plate to replace older incandescent downlights


2YR
WARRANTY


CLASS 2


DIMMABLE



• Constructed from steel



Lampholder included

Code	Description	Finish	Lamp	Dimensions	Cut Out	Min Void
70417	Converse Bezel	Matt white	GU10 (required)	Proj: 14mm Dia: 140mm	Dia: 65 -125mm	150mm
52485	Converse Bezel	Satin nickel	GU10 (required)	Proj: 14mm Dia: 140mm	Dia: 65 -125mm	150mm
70418	Converse Bezel	Chrome plate	GU10 (required)	Proj: 14mm Dia: 140mm	Dia: 65 -125mm	150mm

Order online www.saxbytrade.com

ALTO

Commercial downlight range

NEW
PRODUCT

UP TO
3850
LUMENS

ANTI
GLARE

LED
COMPATIBLE

 **5YR**
WARRANTY

 **CLASS 2**

 **IP20**
RATED

 **DIMMABLE**

 **60°**
BEAM

 **80**
CRI

 **6**
SDCM



Detachable outer ring to fill voids when retrofitting



Twist and lock connection

- Constructed from die cast aluminium alloy
- Finish matt white
- LED module (COB)
- Dimmable and DALI dimmable driver options
- Compatible emergency pack 92514/101339

Code	Description	K	LM	LM/W	Dimensions	Cut Out
90957	NEW Alto 14W	4000	1700	121	Proj: 3mm H: 62.7mm Dia: 130mm	Dia: 105mm
90958	NEW Alto 24W	4000	3000	125	Proj: 4mm H: 81.2mm Dia: 166mm	Dia: 155mm
90959	NEW Alto 32W	4000	3850	120	Proj: 4mm H: 101.2mm Dia: 230mm	Dia: 205mm

RECESSED DOWNLIGHT

 **2YR**
WARRANTY

 CLASS 2

 DIMMABLE

 **30°**
TILT

 **355°**
ROTATION

LED
COMPATIBLE



- Constructed from die cast aluminium alloy
- Angle of tilt: 30°
- Rotation: 355°

Lampholder included

Code	Description	Finish	Lamp	Dimensions	Cut Out	Min Void
78530	Xeno Single	Matt white	GU10 (required)	Proj: 3mm Sq: 90mm	76 x 76mm	150mm
78531	Xeno Twin	Matt white	GU10 (required)	Proj: 3mm L: 180mm W: 90mm	79 x 168mm	150mm
78532	Xeno Triple	Matt white	GU10 (required)	Proj: 3mm L: 270mm W: 90mm	79 x 258mm	150mm
52407	Xeno Single	Aluminium	GU10 (required)	Proj: 3mm Sq: 90mm	76 x 76mm	150mm
52408	Xeno Twin	Aluminium	GU10 (required)	Proj: 3mm L: 180mm W: 90mm	79 x 168mm	150mm
52409	Xeno Triple	Aluminium	GU10 (required)	Proj: 3mm L: 270mm W: 90mm	79 x 258mm	150mm
94795	Xeno Single	Matt black	GU10 (required)	Proj: 3mm Sq: 90mm	76 x 76mm	150mm
94796	Xeno Twin	Matt black	GU10 (required)	Proj: 3mm L: 180mm W: 90mm	79 x 168mm	150mm
94797	Xeno Triple	Matt black	GU10 (required)	Proj: 3mm L: 270mm W: 90mm	79 x 258mm	150mm

TETRA

Ultra slim profile with a sleek design

 **2YR**
WARRANTY

 CLASS 2

 DIMMABLE

 **30°**
TILT

LED
COMPATIBLE



- Constructed from aluminium alloy
- Brushed silver anodised finish
- Angle of tilt: 30°



Lampholder included

Code	Description	Lamp	Dimensions	Cut out	Min void
52403	Tetra Single	GU10 (required)	Proj: 5mm Sq: 92mm	Dia: 80mm	150mm
52404	Tetra Twin	GU10 (required)	Proj: 5mm L: 175mm W: 92mm	80 x 165mm	150mm
52405	Tetra Triple	GU10 (required)	Proj: 5mm L: 260mm W: 92mm	80 x 245mm	150mm

RECESSED DOWNLIGHT


2YR
WARRANTY


CLASS 2


DIMMABLE


20°
TILT

LED
COMPATIBLE



- Constructed from steel and die cast aluminium alloy
- Min void: 105mm

Code	Description	Finish	Lamp	Dimensions	Cut Out	Tilt
78533	Garrix Single	Matt white	GU10 (required)	D: 103mm Sq: 110mm	Sq: 100mm	20°
78534	Garrix Twin	Matt white	GU10 (required)	D: 103mm L: 205mm W: 110mm	190 x 100mm	20°
78535	Garrix Single	Silver	GU10 (required)	D: 103mm Sq: 110mm	Sq: 100mm	20°
78536	Garrix Twin	Silver	GU10 (required)	D: 103mm L: 205mm W: 110mm	190 x 100mm	20°

AXIAL ROUND

High performance LED adjustable wall washers

UP TO
3500
LUMENS

 **5YR**
WARRANTY

 CLASS 2

 COB

 **80**
CRI

 **60°**
TILT

 **355°**
ROTATION



Recess functionality

- Constructed from die cast aluminium alloy & clear glass
- Matt white finish
- Rotation: 355°
- Triac dimmable and DALI dimmable options available

Code	Description	Lamp	K	LM	LM/W	Dimensions	Min Void	Cut Out	Tilt
99552	Axial Round	9W LED module (COB)	3000	750	83	Proj: 75mm Dia: 90mm	75mm	Dia: 77mm	60°
99553	Axial Round	15W LED module (COB)	3000	1200	80	Proj: 92mm Dia: 102mm	85mm	Dia: 95mm	60°
99554	Axial Round	30W LED module (COB)	3000	2800	93	Proj: 125mm Dia: 140mm	120mm	Dia: 125mm	60°
99555	Axial Round	36W LED module (COB)	3000	3500	97	Proj: 140mm Dia: 159mm	135mm	Dia: 145mm	60°
78537	Axial Round	9W LED module (COB)	4000	750	83	Proj: 75mm Dia: 90mm	75mm	Dia: 77mm	60°
78538	Axial Round	15W LED module (COB)	4000	1200	80	Proj: 92mm Dia: 102mm	85mm	Dia: 90mm	60°
78540	Axial Round	30W LED module (COB)	4000	2800	93	Proj: 125mm Dia: 140mm	120mm	Dia: 125mm	60°
99556	Axial Round	36W LED module (COB)	4000	3500	97	Proj: 140mm Dia: 159mm	135mm	Dia: 145mm	60°
92514	Emergency LED Conversion Kit					H: 24.5mm W: 55.2mm L: 199mm	-	-	-
101339	Emergency LED Conversion Kit - Self Test					H: 25mm W: 48mm L: 65mm	-	-	-

RECESSED DOWNLIGHT

AXIAL RECTANGULAR

High performance LED adjustable wall washers

 **5YR**
WARRANTY

 **CLASS 2**

 **COB**

 **80**
CRI

 **60°**
TILT

3200
LUMENS



- Constructed from die cast aluminium alloy & clear glass
- Matt white finish
- 35W LED module (COB)
- Triac dimmable and DALI dimmable options available

Code	Description	K	LM	LM/W	Dimensions	Min Void	Cut Out	Tilt
78542	Axial Rectangular 35W	4000	3200	91	Proj: 108mm L: 232mm W: 146mm	110mm	130 x 220mm	60°
92514	Emergency LED Conversion Kit				H: 24.5mm W: 55.2mm L: 199mm	-	-	-
101339	Emergency LED Conversion Kit - Self Test				H: 25mm W: 48mm L: 65mm	-	-	-

Order online www.saxbytrade.com



ULTRA SLIM
15MM PROFILE



RECESS & SURFACE
MOUNT OPTIONS



ADJUSTABLE BRACKET
65MM-250MM



3YR
WARRANTY

SIRIODISC ADJUSTABLE

Ultra slim LED luminaire with versatile mount

The SirioDISC adjustable is an ideal choice for all office and corridor lighting. The ultra slim profile can be placed into the slimmest of voids and the adjustable back means it can fit in any size hole in the ceiling and it can be easily surface mounted as well. The edge lit technology and high power SMD LEDs offer an even, superior light output, with no dark spots and reduce glare.

SIRIODISC ADJUSTABLE

Ultra slim LED luminaire with versatile mount

- 
3YR
 WARRANTY
- 
 CLASS 2
- 
80
 CRI
- 
4
 SDCM
- 
120°
 BEAM

1450
LUMENS

ADJUSTABLE
BRACKET

RECESS & SURFACE
MOUNT
OPTIONS

TPB



- Constructed from polycarbonate
- Textured matt white finish
- 18W LED module (SMD)

Supplied with a unique adjustable bracket allowing for installation in a cut-out from 65-205mm



Code	Description	K	LM	LM/W	Dimensions	Min Void	Cut out
78541	SirioDISC Adjustable 18W	4000	1450	81	H: 15mm Dia: 230mm	15mm	Dia: 65-205mm

Order online www.saxbytrade.com



RECESSED DOWNLIGHT

SIRIODISC

Ultra slim, high lumen LED fitting

3YR
WARRANTY

CLASS 2

IP44
RATED

80
CRI

120°
BEAM

6
SDCM

UP TO
1900
LUMEN

ULTRA
SLIM
PROFILE

TPB


ULTRA slim profile
Only 20mm in height

Push fit connection
Making installation quick & easy

High lumen output
Up to 1900 lumens in a choice of temperatures

Spring clips
Holds securely in place

- Constructed from die cast aluminium alloy & frosted acrylic
- Matt white finish
- LED module (SMD)



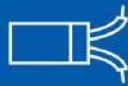
Traic dimmable and DALI dimmable drivers available

Code	Description	K	LM	LM/W	Dimensions	Cut Out
90956	SirioDISC 6W	3000	420	70	Proj: 3mm Dia: 120mm H: 20mm	Dia: 105mm
90955	SirioDISC 6W	4000	420	70	Proj: 3mm Dia: 120mm H: 20mm	Dia: 105mm
73811	SirioDISC 12W	3000	900	75	Proj: 3mm Dia: 170mm H: 20mm	Dia: 158mm
73719	SirioDISC 12W	4000	900	75	Proj: 3mm Dia: 170mm H: 20mm	Dia: 158mm
73812	SirioDISC 18W	3000	1400	78	Proj: 3mm Dia: 225mm H: 20mm	Dia: 205mm
73720	SirioDISC 18W	4000	1400	78	Proj: 3mm Dia: 225mm H: 20mm	Dia: 205mm
73813	SirioDISC 24W	3000	1900	79	Proj: 3mm Dia: 300mm H: 20mm	Dia: 280mm
73810	SirioDISC 24W	4000	1900	79	Proj: 3mm Dia: 300mm H: 20mm	Dia: 280mm
92514	Emergency LED Conversion Kit		-	-	H: 24.5mm W: 55.2mm L: 199mm	-
101339	Emergency LED Conversion Kit - Self Test		-	-	H: 25mm W: 48mm L: 65mm	-

Order online www.saxbytrade.com



3K, 4K, 6K
CCT SWITCH



12CM
PRE WIRED CABLE



26MM PROFILE
ULTRA SLIM



120°
BEAM

CIRCO

Colour selectable, high lumen LED downlight

The Circo is our new round panel, an ideal choice for all office and corridor lighting. Colour selectable with the switch on the back of the fitting, choose from 3000K/4000K/6000K. The back lit technology and high power SMD LEDs offer an even, superior light output, with no dark spots and reduced glare. Comes prewired with 12cm of two core flex. Available in 5W,9W,18W & 24W.

NEW
PRODUCT

CIRCO

Colour selectable, high lumen LED downlight


2YR
WARRANTY


CLASS 2


SMD


IP20
RATED


120°
BEAM


80
CRI

UP TO
2100
LUMEN

ULTRA
SLIM
PROFILE



103835



103836



103837



103838

- Constructed from polycarbonate & polystyrene
- LED module (SMD)

Code	Description	K	LM	LM/W	Dimensions	Cut Out
103835	Circo 5W CCT	3000/4000/6000	400	80	Proj: 1mm Dia: 95mm H: 26mm	Dia: 75mm
103836	Circo 9W CCT	3000/4000/6000	720	80	Proj: 1mm Dia: 120mm H: 26mm	Dia: 90mm
103837	Circo 18W CCT	3000/4000/6000	1600	89	Proj: 1mm Dia: 170mm H: 26mm	Dia: 140mm
103838	Circo 24W CCT	3000/4000/6000	2100	88	Proj: 1mm Dia: 220mm H: 26mm	Dia: 205mm

Order online www.saxbytrade.com

LAMPHOLDER & FAST FIX BOX

Range of lamp holders for GU10 and MR16 lamps


2YR
WARRANTY



Code	Description	Dimensions
LHGU10	GU10 Lampholder 50W	H: 88mm W: 25mm L: 185mm
LHGU53	MR16 Lampholder 50W	H: 15mm W: 15mm L: 160mm
78263	GU10 Lampholder & Fast Fix Box 50W	H: 30mm W: 45mm L: 240mm

RECESSED ACCESSORIES


HEATGUARD

Intumescent downlight hoods


2YR
WARRANTY


FIRE RATED
60 MINS

EASY
INSTALL



- Constructed from fireproof fabric
- Round & square options available

Code	Description	Dimensions	Min Void
FH150	Heatguard Small Round	H: 150mm Dia: 150mm	165mm
50005	Heatguard Medium Square	H: 250mm Sq: 250mm	300mm
50006	Heatguard Large Square	H: 210mm Sq: 350mm	250mm

Order online www.saxbytrade.com



COMMERCIAL

From complex high bays, to budget battens, Saxby Lighting has it all. We have a wide selection of commercial fittings that are ideal for working environments, whether it's a warehouse or an office, Saxby Lighting has the solution.

PANEL	64
SUSPENSION	71
BATTEN	73
HIGH BAY	86
LOW BAY	90
BULKHEAD	92
FLUSH	102
TRACK	108



**BACK LIT
TECHNOLOGY**



**CCT OPTION
AVAILABLE**



**ECO AND PRO
VERSIONS**



**FAST FIX
TERMINALS**

STRATUS

Backlit LED panel complete with fast fix LED driver and loop in loop out integrated connector

The Stratus range of backlit LED panels offers superior light distribution and proven reliability. White painted steel body, backlit LED module with high efficiency optical design and opal diffuser suitable for use in 15mm or 24mm standard exposed grid ceilings. The range comprises of Eco and Pro versions, including high lumen output, CCT and IP44 options.

NEW
OPTION

STRATUS ECO

Backlit LED panel

 **3YR**
WARRANTY

 **CLASS 3**

 **120°**
BEAM

 **SMD**

 **80**
CRI

UP TO
4000
LUMENS



81023



Side profile

- Backlit panel
- Constructed from aluminium alloy, steel & polystyrene
- 40W LED module (SMD)
- White finish



81024



81025

Code	Description	Watt	K	LM	LM/W	Dimensions
81023	NEW Stratus Eco	40W	3000	3600	90	Sq: 595mm H: 25mm
81024	Stratus Eco	40W	4000	4000	100	Sq: 595mm H: 30mm
81025	Stratus Eco	40W	6000	4000	100	Sq: 595mm H: 30mm
101339	Emergency Conversion ST	-	-	-	-	-
92514	Emergency LED Conversion Kit	-	-	-	-	-
81007	Triac Dimmable Driver	-	-	-	-	-
92246	DALI Dimmable Driver	-	-	-	-	-

Order online www.saxbytrade.com

STRATUS PRO


Backlit LED panel complete with fast fix LED driver and loop in loop out integrated connector



UP TO
6000
LUMENS

TPB

FAST
FIX



- Wide PCB of light sources (SMD) with super heat radiation, low decay of light and long lifespan.
- High brightness and efficiency with even light distribution, no bright spots, no dark areas.
- No discolouring of the diffuser over time (yellowish diffuser problem of conventional edge-lit LED panels).
- Pmma optic lenses with high light transmission rate, and larger beam angle.
- Emergency LED conversion kits available (92514 & 101339), see page 302/303
- Fast fix connector not included with 92276 & 92277

Code	Description	Watt	K	LM	LM/W	Dimensions
92273	Stratus Pro	40W	4000	3700	93	Sq: 595mm H: 30mm
92274	Stratus Pro	40W	6000	3700	93	Sq: 595mm H: 30mm
92542	Stratus Pro High Lumen	40W	4000	3700	93	W: 295mm L: 1195mm H: 30mm
92276	Stratus Pro High Lumen	50W	4000	6000	120	W: 595mm L: 1195mm H: 30mm
92277	Stratus Pro High Lumen	50W	6000	6000	120	W: 595mm L: 1195mm H: 30mm
81007	Triac Dimmable Driver	40W	-	-	-	-
98449	Triac Dimmable Driver	40/50W	-	-	-	-
92246	Dali Dimmable Driver	44W	-	-	-	-

COMMERCIAL PANEL

STRATUS UGR19

Backlit LED panel complete with fast fix LED driver and loop in loop out integrated connector


5YR
WARRANTY


CLASS 3


SMD


80
CRI

TPB

UGR
<19

FAST
FIX




- Constructed from aluminium alloy, steel & polystyrene
- 40W LED module (SMD)
- White finish
- Emergency LED conversion kits available (92514 & 101339), see page 302/303

Code	Description	Watt	K	LM	LM/W	Dimensions
81026	Stratus 40W UGR19	40W	4000	3720	93	Sq: 595mm H: 30mm
81007	Triac Dimmable Driver	40W	-	-	-	-
92246	Dali Dimmable Driver	44W	-	-	-	-

Order online www.saxbytrade.com

STRATUS CCT

Backlit LED panel complete with fast fix LED driver and loop in loop out integrated connector



- Constructed from aluminium alloy, steel & polystyrene
- 40W LED module (SMD)
- White finish
- Emergency LED conversion kits available (92514 & 101339), see page 302/303



CCT switch

Code	Description	Watt	K	LM	LM/W	Dimensions
92543	Stratus CCT IP44	40W	3000 / 4000 / 6000	4000	100	Sq: 595mm H: 30mm
81007	Triac Dimmable Driver	40W	-	-	-	-
92246	Dali Dimmable Driver	44W	-	-	-	-

COMMERCIAL PANEL

STRATUS ACCESSORIES


Accessories for the Stratus range



81744




81850



92822



92823



91237



Pack of 4

92514



101339



Code	Description	Finish	Dimensions
81744	Stratus Suspension Kit (4 cables)	Bright zinc	L: 200-1000mm
81850	Surface Mount Kit (for 595 x 595mm)	Gloss white	Sq: 600mm H: 68mm
92822	Surface Mount Kit (for 1195 x 595mm)	Gloss white	Proj: 68mm L: 1200mm W: 600mm
92823	Surface Mount Kit (for 1195 x 295mm)	Gloss white	Proj: 68mm L: 1200mm W: 300mm
91237	Recess Clip Kit (4 clips)	-	-
92514	Emergency LED Conversion Kit	-	-
101339	NEW Emergency LED Conversion Kit - Self Test	-	-

Order online www.saxbytrade.com

SIRIO FRAME

Innovative luminaire providing a decorative frame of light



- Constructed from aluminium alloy & opal polycarbonate
- Gloss white finish
- 40W LED module (SMD)

Code	Description	Watt	K	LM	LM/W	Dimensions
78546	Sirio Frame	40W	4000	4000	100	Sq: 590mm H: 18mm
92514	Emergency LED Conversion Kit	-	-	-	-	-
101339	Emergency LED Conversion Kit - Self Test	-	-	-	-	-
81007	Triac Dimmable Driver	40W	-	-	-	-
92246	Dali Dimmable Driver	44W	-	-	-	-

COMMERCIAL PANEL

5YR
WARRANTY

CLASS 1

SMD

80
CRI



UP TO
3600
LUMENS

LINKABLE

UP/DOWN
LIGHT

FLICKER
FREE



Link using corner pieces



92521



92522



92523

- Constructed from aluminium alloy & frosted polycarbonate
- Max. connect power 400W

Code	Description	Finish	K	LM	LM/W	Dimensions
78978	Kingsley 40W	Silver anodised	4000	3600	90	H: 94.2-1500mm W: 20mm L: 1500mm
92520	Kingsley 25W	Silver anodised	4000	2000	80	H: 94.2-1500mm W: 20mm L: 610mm
92521	90 Degrees Corner 3W	Silver anodised	4000	350	117	H: 94.2mm W: 138mm L: 138mm
92522	60 Degrees Corner 3W	Silver anodised	4000	350	117	H: 94.2mm W: 138mm L: 138mm
92523	135 Degrees Corner 3W	Silver anodised	4000	350	117	H: 94.2mm W: 138mm L: 138mm

BORDE CCT

Sleek, simple linear LED fitting

 **5YR**
WARRANTY

 **CLASS 1**

 **SMD**

 **120°**
BEAM

 **80**
CRI

 **IK08**
RATED


UP TO
3700
LUMENS



- Constructed from aluminium alloy & polycarbonate
- Silver finish
- Suspension kit included



91952 - Surface mount kit



CCT switch

Code	Description	Lamp	K	LM	LM/W	Dimensions
59995	Borde Single	26W LED module (SMD)	3000/4000/6000	1700	65	H: 200-1500mm L: 1494mm W: 68mm
59996	Borde Twin	2 x 26W LED module (SMD)	3000/4000/6000	3700	71	H: 200-1500mm L: 1494mm W: 156mm
91952	Surface Mount Kit		-	-	-	-

COMMERCIAL SUSPENSION

ECOLINEAR

Super slim LED batten


5YR
WARRANTY


CLASS 2


SMD


140°
BEAM


80
CRI


5
SDCM

UP TO
2500
LUMENS

FLICKER
FREE



- Constructed from polycarbonate & aluminium alloy
- Matt white finish



Suspension clips for easy installation

Code	Description	Lamp	K	LM	LM/W	Dimensions
90129	EcoLinear 4ft	18W LED module (SMD)	4000	2150	119	Proj: 47mm L: 1200mm W: 29mm
73534	EcoLinear 5ft	22W LED module (SMD)	4000	2500	114	Proj: 44mm L: 1500mm W: 28.5mm


Order online www.saxbytrade.com



**PUSH FIT
TERMINALS**



**BESA BOX
COMPATIBLE**



**4FT, 5FT & 6FT
LENGTHS**



**EMERGENCY
AVAILABLE**

RULAR

High performance, slimline LED batten

The Rular offers comparable performance to T8 products. Using the latest in LED technology coupled with high performance light diffusion materials to eliminate the LED spots that you can get on other products. The smart design means that they can be used in a variety of locations, from offices and corridors to garages and utility rooms. These have significant energy savings when compared to fluorescent products, saving money with no sacrifices in light output. Available in a variety of lengths, lumen outputs and emergency versions.

Direct replacement for T8 fluorescent battens

5YR
WARRANTY

CLASS 1

SMD

80
CRI

UP TO
8250
LUMENS

UP TO
122
LM/W

BESA
BOX
COMPATIBLE

DALI
OPTION
AVAILABLE

FAST
FIX

- Constructed from polycarbonate & steel
- Gloss white finish
- DALI option available

Code	Description	Lamp	K	LM	LM/W	Dimensions	
78554	Rular 4ft Standard	24.5W LED module (SMD)	4000	3000	122	L: 1200mm Proj: 66mm W: 59mm	
78555	Rular 5ft Standard	41W LED module (SMD)	4000	5000	122	L: 1500mm Proj: 66mm W: 59mm	
78556	Rular 6ft Standard	52W LED module (SMD)	4000	6220	120	L: 1800mm Proj: 66mm W: 59mm	
78557	Rular 4ft High Lumen	42.5W LED module (SMD)	4000	5100	120	L: 1200mm Proj: 66mm W: 59mm	
78558	Rular 5ft High Lumen	65.5W LED module (SMD)	4000	7900	121	L: 1500mm Proj: 66mm W: 59mm	
78559	Rular 6ft High Lumen	68.5W LED module (SMD)	4000	8250	120	L: 1800mm Proj: 66mm W: 59mm	
94056	Rular Sensor	See Saxbytrade.com for more details					H: 23mm W: 37mm L: 80mm
96850	Rular Corridor Kit	See Saxbytrade.com for more details					-

RULAR EMERGENCY

Direct replacement for T8 fluorescent battens

 **5YR**
WARRANTY

 **CLASS 1**

 **SMD**

 **3HR**
EMERGENCY

 **80**
CRI

 **6**
SDCM

UP TO
8250
LUMENS

UP TO
122
LM/W

BESA
BOX
COMPATIBLE

DALI
OPTION
AVAILABLE

FAST
FIX



94056



Fast fix

- Constructed from polycarbonate & steel
- Gloss white finish
- Emergency maintained fitting
- Battery warranty 2 years (replaceable)

Code	Description	Lamp	K	LM	LM/W	Dimensions
78560	Rular 4ft Standard EM	24.5W LED module (SMD)	4000	3000	122	L: 1200mm Proj: 66mm W: 59mm
78561	Rular 5ft Standard EM	41W LED module (SMD)	4000	5000	112	L: 1500mm Proj: 66mm W: 59mm
78562	Rular 6ft Standard EM	52W LED module (SMD)	4000	6220	120	L: 1800mm Proj: 66mm W: 59mm
78563	Rular 4ft High Lumen EM	42.5W LED module (SMD)	4000	5100	120	L: 1200mm Proj: 66mm W: 59mm
78564	Rular 5ft High Lumen EM	65.5W LED module (SMD)	4000	7900	121	L: 1500mm Proj: 66mm W: 59mm
78565	Rular 6ft High Lumen EM	68.5W LED module (SMD)	4000	8250	120	L: 1800mm Proj: 66mm W: 59mm
94056	Rular Sensor	See Saxbytrade.com for more details				H: 23mm W: 37mm L: 80mm
96850	Rular Corridor Kit	See Saxbytrade.com for more details				-

COMMERCIAL BATTEN

NEW
PRODUCT

MICROWAVE & PIR SENSORS

Compatible with Rular, LED Anti-Corrosive Batters, Linear Pro & Dual LED



103850



Inside 103850



103022



103023

103850

- Complete with built in Photocell & PIR
- 10 lux on, 50 lux off.
- 150° detection angle, 6mm maximum range with a 5 sec - 30 min timer function
- Max. 400W driver load

103022

- Complete with built in PIR
- 10 lux on, 50 lux off, 10m maximum range with a 10 sec - 60 min timer function
- Max. 400W driver load

Code	Description	Dimensions
103850 NEW	Microwave Sensor	5YR IP65 H: 35mm W: 70mm L: 93mm
103022 NEW	Batten Plug-in PIR Sensor	3YR IP65 H: 28mm W: 36.4mm L: 149mm
103023 NEW	Batten Plug-in PIR Sensor Remote Control	3YR IP20 H: 7.5mm W: 25mm L: 85mm

Order online www.saxbytrade.com

LINEAR PRO

High performance LED linear battens

 **5YR**
WARRANTY

 **CLASS 1**

 **SMD**

 **120°**
BEAM

 **80**
CRI

UP TO
131
LM/W

FLICKER
FREE

FAST
FIX



powered by

TRIDONIC

- Constructed from polycarbonate & steel
- Gloss white finish



Fast fix

Code	Description	Lamp	K	LM	LM/W	Dimensions
72365	Linear Pro 5ft Single	47.5W LED module (SMD)	4000	6200	131	L: 1532mm Proj: 61.5mm W: 49mm
72366	Linear Pro 6ft Single	54.5W LED module (SMD)	4000	7100	130	L: 1795mm Proj: 61.5mm W: 49mm
72371	Linear Pro 5ft Single EM	47.5W LED module (SMD)	4000	6200	131	L: 1532mm Proj: 61.5mm W: 49mm
72372	Linear Pro 6ft Single EM	54.5W LED module (SMD)	4000	7100	130	L: 1795mm Proj: 61.5mm W: 49mm

COMMERCIAL BATTEN

DUAL LED

Dual wattage, high performance LED wide battens

- 
5YR
WARRANTY
- 
CLASS 1
- 
SMD
- 
IP20
RATED
- 
3HR
EMERGENCY
- 
120°
BEAM
- 
80
CRI

UP TO
5800
LUMENS

100
LM/W

FLICKER
FREE

EMERGENCY
MAINTAINED
FITTING

FAST
FIX



- Constructed from polycarbonate & steel
- Wattage selectable
- Matt white finish
- Battery warranty 2 years



Spring clip to hold diffuser



Fast fix

Code	Description	Lamp	K	LM	LM/W	Dimensions
101336 NEW	Dual LED 4ft	20W/38W LED module (SMD) CCT	3000/4000/6000	3800	100	L: 1190mm W: 200mm D: 81mm
101338 NEW	Dual LED 5ft	30W/58W LED module (SMD) CCT	3000/4000/6000	5800	100	L: 1490mm W: 200mm D: 81mm
104024 NEW	Dual LED 4ft EM	20W/38W LED module (SMD) CCT	3000/4000/6000	3800	100	L: 1190mm W: 200mm D: 81mm
104025 NEW	Dual LED 5ft EM	30W/58W LED module (SMD) CCT	3000/4000/6000	5800	100	L: 1490mm W: 200mm D: 81mm

Order online www.saxbytrade.com



4FT/5FT/6FT
LENGTHS



IK08
RATED



IP65
RATED



FAST FIX
TERMINALS

LED ANTI-CORROSIVE

Tough & Robust LED Battens

The LED anti-corrosive batten range is the perfect choice for performance combined with low energy consumption and high light output. Quick and easy to install with low maintenance costs, constructed from polycarbonate making the battens shock and IK08 impact resistant. Available in lengths of 4ft, 5ft or 6ft with additional options of High Lumen and Emergency.

Stainless Steel Clips - Robust clips, easy to secure to the diffuser, anti-corrosion.

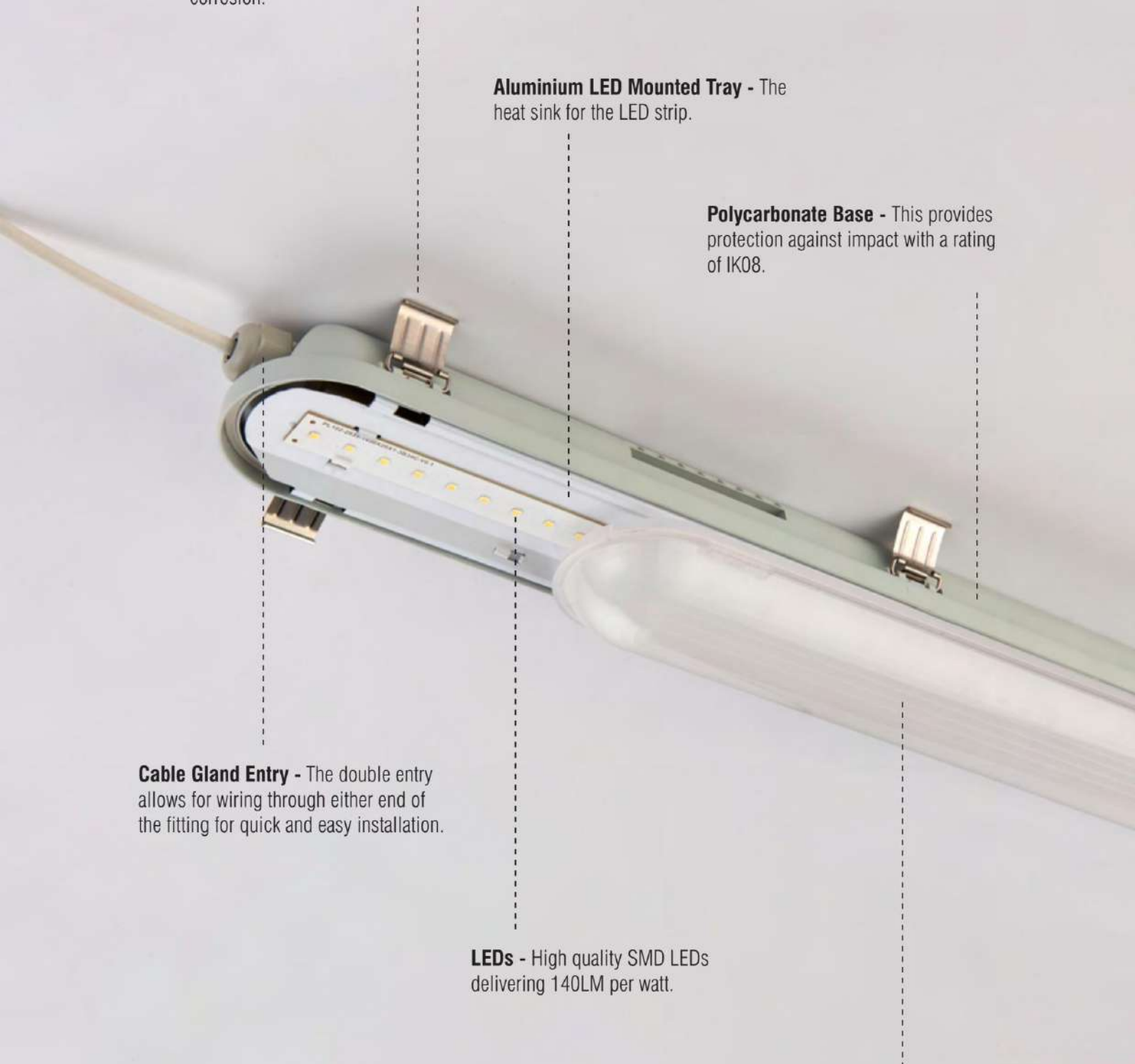
Aluminium LED Mounted Tray - The heat sink for the LED strip.

Polycarbonate Base - This provides protection against impact with a rating of IK08.

Cable Gland Entry - The double entry allows for wiring through either end of the fitting for quick and easy installation.

LEDs - High quality SMD LEDs delivering 140LM per watt.

Polycarbonate Diffuser - The opal diffuser provides a wide beam angle and diffusers the light evenly.



LED ANTI-CORROSIVE BATTEN

Tough & robust, IP65 anti-corrosive batten

NEW

- 
5YR
WARRANTY
- 
CLASS 1
- 
SMD
- 
IP65
RATED
- 
80
CRI
- 
IK08
RATED

UP TO
7980
LUMENS

140
LM/W

4000K
6500K
OPTIONS

FAST
FIX



91946

- Frosted polycarbonate finish
- Supplied with mounting brackets & anti-tamper clips



Fast fix



Clip for easy installation

Code	Description	K	LM	LM/W	Dimensions
103253 NEW	LED Anti-Corrosive Batten 4FT 19W	4000	2660	140	L: 1200mm Proj: 68mm W: 79mm
103254 NEW	LED Anti-Corrosive Batten 5FT 24W	4000	3360	140	L: 1500mm Proj: 68mm W: 79mm
103255 NEW	LED Anti-Corrosive Batten 6FT 35W	4000	4900	140	L: 1800mm Proj: 68mm W: 79mm
103256 NEW	LED Anti-Corrosive Batten 4FT High Lumen 30W	4000	4200	140	L: 1200mm Proj: 68mm W: 79mm
103257 NEW	LED Anti-Corrosive Batten 5FT High Lumen 50W	4000	7000	140	L: 1500mm Proj: 68mm W: 79mm
103258 NEW	LED Anti-Corrosive Batten 6FT High Lumen 57W	4000	7980	140	L: 1800mm Proj: 68mm W: 79mm
103265 NEW	LED Anti-Corrosive Batten 5FT 24W	6500	3360	140	L: 1500mm Proj: 68mm W: 79mm
103266 NEW	LED Anti-Corrosive Batten 5FT High Lumen 50W	6500	7000	140	L: 1500mm Proj: 68mm W: 79mm
91946	Besa Box Accessory (2 pcs)	-	-	-	H: 52mm Dia: 65mm

COMMERCIAL BATTEN

NEW

LED ANTI-CORROSIVE BATTEN EMERGENCY

Tough & robust, IP65 anti-corrosive batters

5YR WARRANTY

CLASS 1

SMD

IP65 RATED

80 CRI

IK08 RATED

UP TO 7980 LUMENS

140 LM/W

4000K 6500K OPTIONS

FAST FIX



- Frosted polycarbonate finish
- Battery warranty 2 years (replaceable)
- Supplied with mounting brackets & anti-tamper clips



Fast fix



Clip for easy installation

Code	Description	K	LM	LM/W	Dimensions
103259	NEW LED Anti-Corrosive Batten 4FT EM 19W	4000	2660	140	L: 1200mm Proj: 68mm W: 79mm
103260	NEW LED Anti-Corrosive Batten 5FT EM 24W	4000	3360	140	L: 1500mm Proj: 68mm W: 79mm
103261	NEW LED Anti-Corrosive Batten 6FT EM 35W	4000	4900	140	L: 1800mm Proj: 68mm W: 79mm
103262	NEW LED Anti-Corrosive Batten 4FT High Lumen EM 30W	4000	4200	140	L: 1200mm Proj: 68mm W: 79mm
103263	NEW LED Anti-Corrosive Batten 5FT High Lumen EM 50W	4000	7000	140	L: 1500mm Proj: 68mm W: 79mm
103264	NEW LED Anti-Corrosive Batten 6FT High Lumen EM 57W	4000	7980	140	L: 1800mm Proj: 68mm W: 79mm
103267	NEW LED Anti-Corrosive Batten 5FT EM 24W	6500	3360	140	L: 1500mm Proj: 68mm W: 79mm
103268	NEW LED Anti-Corrosive Batten 5FT High Lumen EM 50W	6500	7000	140	L: 1500mm Proj: 68mm W: 79mm

Order online www.saxbytrade.com

REEVE CONNECT

Connect up-to 15 fittings together, anti-corrosive LED battens

 **3YR**
WARRANTY

 CLASS 2

 SMD

 **IP65**
RATED

 **120°**
BEAM

 **80**
CRI

UP TO
6000
LUMENS

LINKABLE
BATTENS

FLICKER
FREE



Connectable

- Opal & gloss white polycarbonate finish
- LED module (SMD)

Code	Description	K	LM	LM/W	Dimensions	Max. connect
75531	Reeve Connect 2ft IP65 18W	6500	1650	92	L: 665mm Proj: 43mm W: 74mm	15 fittings
75532	Reeve Connect 4ft IP65 36W	6500	3700	103	L: 1265mm Proj: 43mm W: 74mm	12 fittings
75533	Reeve Connect 5ft IP65 45W	6500	4000	89	L: 1565mm Proj: 43mm W: 74mm	12 fittings
75534	Reeve Connect 5ft High Lumen IP65 55W	6500	6000	109	L: 1565mm Proj: 43mm W: 74mm	8 fittings

COMMERCIAL BATTEN

REEVE 2

Quick installation, anti-corrosive LED batten

 **3YR**
WARRANTY

 **CLASS 2**

 **SMD**

 **IP65**
RATED

 **120°**
BEAM

 **80**
CRI

UP TO
4000
LUMENS

SLIM
PROFILE



- Opal & gloss white polycarbonate finish
- Pre Wired 1.5m cable included



1.5m pre-wired cable



Cable gland entry

Code	Description	Lamp	K	LM	LM/W	Dimensions
99816	Reeve 2 2ft IP65 18W	18W LED module (SMD)	6500	1650	92	L: 595mm Proj: 23mm W: 74mm
99817	Reeve 2 4ft IP65 33W	33W LED module (SMD)	6500	3300	100	L: 1220mm Proj: 23mm W: 74mm
73536	Reeve 2 5ft IP65 40W	40W LED module (SMD)	6500	4000	100	L: 1520mm Proj: 25mm W: 75mm

Order online www.saxbytrade.com



IK10
RATED



IP65
RATED



3 WATTAGES
AVAILABLE



EMERGENCY
AVAILABLE

ALTUM

Energy efficient, heavy duty highbay

The Altum LED highbay produces a market leading 130Lm/W. Supplied as standard with 1 - 10V dimmable flicker-free driver. It features an IP65 rated die-cast aluminium body for enduring build-quality suited to industrial environments. Energy savings of up to 65% compared to metal halide, while maintenance costs are also significantly reduced thanks to a high thermal efficiency aluminium heatsink that leads to a low operating temperature and greater heat dissipation. Optional accessories include microwave sensors, adjustable installation bracket, remote control and a choice of diffusers.

ALTUM

Energy efficient, heavy duty highbay

5YR
WARRANTY

CLASS 1

SMD

IP65
RATED

DIMMABLE

120°
BEAM

80
CRI

IK10
RATED

UP TO
26000
LUMENS

130
LM/W

1-10V
DIMMABLE



Shown with 78580,
78752 & 78753



Shown with 78577 & 79397

- Constructed from aluminium alloy
- Matt black finish

Code	Description	Lamp	K	LM	LM/W	Dimensions
78573	Altum 100W	100W LED module (SMD)	6500	13000	130	H: 140mm Dia: 260mm
78574	Altum 150W	150W LED module (SMD)	6500	19500	130	H: 140mm Dia: 260mm
78575	Altum 200W	200W LED module (SMD)	6500	26000	130	H: 150mm Dia: 280mm
91361	Altum 100W EM	100W LED module (SMD)	6500	13000	130	H: 140mm Dia: 260mm
91362	Altum 150W EM	150W LED module (SMD)	6500	19500	130	H: 140mm Dia: 260mm
91363	Altum 200W EM	200W LED module (SMD)	6500	26000	130	H: 150mm Dia: 280mm

Order online www.saxbytrade.com

ALTUM ACCESSORIES

Accessories for the Altum range



78580



79397



78752



78577



78753



78774

- Microwave sensor accessory available, featuring step dimming options
- Microwave sensor: 360° (150° on a wall) detection angle, 10m max. range with a 5 sec - 30 min timer function, 5 Lux to 150 Lux range
- Remote control accessory to switch between the variety of sensor options, including step dimming

Code	Description	Finish	Dimensions
78580	Altum Polycarbonate Shade 70°	Clear prismatic	Dia: 410mm Proj: 267mm
78752	Altum Polycarbonate Shade Bottom Cover	Clear prismatic	Dia: 413mm Proj: 7mm
78753	Altum Aluminium Shade 90°	Brushed aluminium	Dia: 353mm Proj: 130mm
79397	Altum Bracket	Matt black	H: 147mm W: 150mm Proj: 35mm
78577	Altum Microwave Sensor IP65	 Black plastic	Dia: 73.2mm W: 61.9mm L: 79.9mm
78774	Altum Remote Control	White ABS plastic	L: 540mm W: 140mm H: 12mm

OUR PRODUCTS



SAFE, FAST FIX
INSTALLATION



THE RIGHT PRODUCT
FOR THE JOB



MORE FUNCTIONALITY
THE RIGHT PRICE



INDUSTRY LEADING
WARRANTIES

OUR SERVICE



SAXBY TRADE
EXCLUSIVE PORTAL



TECHNICAL SUPPORT
LIGHTING DESIGN



NEXT DAY DELIVERY
4PM CUT OFF



MARKETING
SUPPORT



**IK08
RATED**



**SURFACE
MOUNTED**



**SUSPENSION
KIT**



**5YR
WARRANTY**

GAGE

Surface mounted or suspended LED low bay

The Gage LED linear low bay offers a smart solution for racked out areas, such as warehouses and distribution centres. Efficient and powerful SMD chips delivering up to 26000 lumens powered by a five year warranty driver, combined with an ultra efficient and thermally optimised housing, deliver outstanding lighting performances. The Gage can be surface mounted, suspended (accessories included). The Gage LED linear low bay is engineered to offer highly efficient retrofit solutions to provide fantastic energy cost savings in warehouses, factories, workshops, showrooms and more.

GAGE LINEAR

Surface mounted or suspended LED low bay


5YR
WARRANTY


CLASS 1


SMD


90°
BEAM


80
CRI


IK08
RATED

UP TO
26000
LUMENS



- Constructed from aluminium alloy & polycarbonate
- Matt black finish
- Suspension kit and surface mount bracket included



Surface mounted



Suspension kit

Code	Description	K	LM	LM/W	Dimensions
92311	Gage 100W	6500	13000	130	L: 568mm W: 108mm H: 68mm
92515	Gage 150W	6500	19500	130	L: 843mm W: 108mm H: 68mm
92516	Gage 200W	6500	26000	130	L: 1118mm W: 108mm H: 68mm

Order online www.saxbytrade.com



6K / 4K / 3K
CCT SWITCH



18W / 14W / 9W
WATT SWITCH



FAST-FIT HINGED
GEAR TRAY



PUSH-FIT
TERMINALS

SAXBY HEROPRO

Saxby's signature all in one bulkhead

Saxby's signature bulkhead, HeroPRO CCT, covers multiple wattage and temperature requirements in one unit. Available in Standard, Emergency, Microwave and Corridor variants and supported by a full range of accessories to suit all environments. Supplied with white bezel as standard; chrome option available, in addition to eyelids and grills in white, black and grey. The fast-fit hinged gear tray, and push-fit connector makes it perfect for efficient, hassle-free installation. The IP65, slim profile and IK10 rating further ensure it is robust enough for public spaces indoors and outdoors.





SAXBY HEROPRO CCT

All in one bulkhead

5YR
WARRANTY

CLASS 2

SMD

IP65
RATED

120°
BEAM

80
CRI

6
SDCM

IK10
RATED

UP TO
1800
LUMENS

HINGED
GEAR
TRAY



6K

4K

3K



- Construction and finish: opal polycarbonate and matt white textured
- Complete with LED driver
- 9/14/18W LED module (SMD) CCT
- K: 3000/4000/6000
- Lm: 900/1400/1800
- Lm/W: 100



Selectable wattage




Fast fix connector

Code	Description	Finish	K	LM	LM/W	Dimensions
95539	Saxby HeroPRO	Gloss white	3000/4000/6000	1800	100	Proj: 74mm Dia: 316mm
95540	Saxby HeroPRO Emergency	Gloss white	3000/4000/6000	1800	100	Proj: 74mm Dia: 316mm
95541	Saxby HeroPRO Microwave	Gloss white	3000/4000/6000	1800	100	Proj: 74mm Dia: 316mm
95542	Saxby HeroPRO Microwave Emergency	Gloss white	3000/4000/6000	1800	100	Proj: 74mm Dia: 316mm
95543	Saxby HeroPRO Corridor	Gloss white	3000/4000/6000	1800	100	Proj: 74mm Dia: 316mm
95544	Saxby HeroPRO Corridor Emergency	Gloss white	3000/4000/6000	1800	100	Proj: 74mm Dia: 316mm
102454	NEW Saxby HeroPRO Self Test EM Kit	Modular Accessories - coming soon, see Saxbytrade.com for more information				
101456	NEW Saxby HeroPRO Microwave Sensor	Modular Accessories - coming soon, see Saxbytrade.com for more information				
101458	NEW Saxby HeroPRO Corridor Kit	Modular Accessories - coming soon, see Saxbytrade.com for more information				

COMMERCIAL BULKHEAD

SAXBY HEROPRO CCT BEZELS

All in one bulkhead



• Saxby HeroPRO bezels only available for standard range, not compatible with Saxby HeroPRO Mini or Saxby HeroPRO XL

Code	Description	Finish	Dimensions
95545	Saxby HeroPRO Chrome Plain Bezel	Chrome effect polycarbonate	H: 48mm Dia: 316mm
95546	Saxby HeroPRO White Eyelid Bezel	Matt white abs plastic	H: 64mm Dia: 316mm
95547	Saxby HeroPRO White Grill Bezel	Matt white abs plastic	H: 65mm Dia: 317mm
95548	Saxby HeroPRO Black Plain Bezel	Gloss black abs plastic	H: 48mm Dia: 316mm
95549	Saxby HeroPRO Black Eyelid bezel	Matt black abs plastic	H: 64mm Dia: 316mm
95550	Saxby HeroPRO Black Grill Bezel	Matt black abs plastic	H: 65mm Dia: 317mm
95551	Saxby HeroPRO Anthracite Grey Plain Bezel	Gloss anthracite grey abs plastic	H: 48mm Dia: 316mm
95552	Saxby HeroPRO Anthracite Grey Eyelid Bezel	Matt anthracite grey abs plastic	H: 64mm Dia: 316mm
95553	Saxby HeroPRO Anthracite Grey Grill Bezel	Matt anthracite grey abs plastic	H: 65mm Dia: 317mm

Order online www.saxbytrade.com

SAXBY HEROPRO MINI

All in one bulkhead

NEW
PRODUCT


5YR
WARRANTY


CLASS 2


SMD


IP65
RATED


120°
BEAM


80
CRI


6
SDCM


IK10
RATED

UP TO
1200
LUMENS

HINGED
GEAR
TRAY



- Construction and finish: opal polycarbonate and matt white textured
- Complete with LED driver
- 6/9/12W LED module (SMD) CCT
- K: 3000/4000/6000
- Lm: 600/900/1200
- Lm/W: 100



Fast fix connector

Code	Description	Finish	K	Lm	Lm/W	Dimensions
102730	NEW Saxby HeroPRO Mini	Gloss white	3000/4000/6000	1200	100	Proj: 74mm Dia: 251mm
103935	NEW Saxby HeroPRO Mini Emergency	Gloss white	3000/4000/6000	1200	100	Proj: 74mm Dia: 251mm
103936	NEW Saxby HeroPRO Mini Microwave	Gloss white	3000/4000/6000	1200	100	Proj: 74mm Dia: 251mm
103937	NEW Saxby HeroPRO Mini Microwave Emergency	Gloss white	3000/4000/6000	1200	100	Proj: 74mm Dia: 251mm
102454	NEW Saxby HeroPRO Self Test EM Kit	Modular Accessories - coming soon, see Saxbytrade.com for more information				
101456	NEW Saxby HeroPRO Microwave Sensor	Modular Accessories - coming soon, see Saxbytrade.com for more information				

COMMERCIAL BULKHEAD

NEW
PRODUCT

SAXBY HEROPRO XL

All in one bulkhead


5YR
WARRANTY


CLASS 2


SMD


IP65
RATED


120°
BEAM


80
CRI


6
SDCM


IK10
RATED

UP TO
2800
LUMENS

HINGED
GEAR
TRAY



6K

4K

3K



- Construction and finish: opal polycarbonate and matt white textured
- Complete with LED driver
- 20/24/28W LED module (SMD) CCT
- K: 3000/4000/6000
- Lm: 2000/2400/2800
- Lm/W: 100



Fast fix connector

Code	Description	Finish	K	Lm	Lm/W	Dimensions
102732	NEW Saxby HeroPRO	Gloss white	3000/4000/6000	2800	100	Proj: 85mm Dia: 400mm
103938	NEW Saxby HeroPRO XL Emergency	Gloss white	3000/4000/6000	2800	100	Proj: 85mm Dia: 400mm
103939	NEW Saxby HeroPRO XL Microwave	Gloss white	3000/4000/6000	2800	100	Proj: 85mm Dia: 400mm
103940	NEW Saxby HeroPRO XL Microwave Emergenecy	Gloss white	3000/4000/6000	2800	100	Proj: 85mm Dia: 400mm
102454	NEW Saxby HeroPRO Self Test EM Kit	Modular Accessories - coming soon, see Saxbytrade.com for more information				
101456	NEW Saxby HeroPRO Microwave Sensor	Modular Accessories - coming soon, see Saxbytrade.com for more information				
103943	NEW Saxby HeroPRO Corridor Kit	Modular Accessories - coming soon, see Saxbytrade.com for more information				

Order online www.saxbytrade.com

FORCA 12W

IP65, IK08; functional and sturdy bulkhead

 **5YR**
WARRANTY

 **CLASS 2**

 **SMD**

 **IP65**
RATED

 **80**
CRI

 **IK08**
RATED

1140
LUMENS

IP65
RATED






Wall back, gasket, driver & PCB

Diffuser

Cover

- Gloss white & opal polycarbonate finish
- 12W LED module (SMD)
- Comes complete with white plain bezel



Code	Description		K	LM	LM/W	Dimensions
77892	Forca IP65 12W		4000	1140	95	Proj: 90mm Dia: 340mm
77893	Forca Microwave IP65 12W		4000	1140	95	Proj: 90mm Dia: 340mm
77895	Forca EM IP65 12W		4000	1140	95	Proj: 90mm Dia: 340mm
77896	Forca EM Microwave IP65 12W		4000	1140	95	Proj: 90mm Dia: 340mm

COMMERCIAL BULKHEAD

FORCA 18W CCT

CCT, IP65, IK08; functional and sturdy bulkhead

5YR
WARRANTY

CLASS 2

SMD

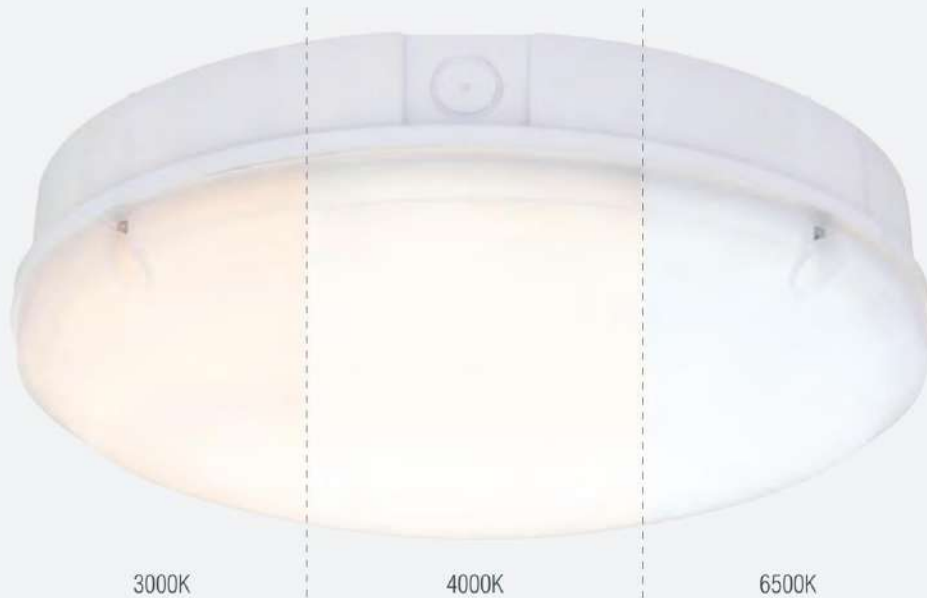
IP65
RATED

80
CRI

IK08
RATED

1600
LUMENS

CCT
TECHNOLOGY



3000K

4000K

6500K

- Gloss white & opal polycarbonate finish
- 18W LED module (SMD) CCT
- Supplied without bezel



Hinged gear tray


Code	Description		K	LM	LM/W	Dimensions
77897	Forca CCT IP65 18W		3000/4000/6500	1600	89	Proj: 90mm Dia: 300mm
77898	Forca CCT MW IP65 18W		3000/4000/6500	1600	89	Proj: 90mm Dia: 300mm
77899	Forca CCT Photocell IP65 18W		3000/4000/6500	1600	89	Proj: 90mm Dia: 300mm
77901	Forca CCT EM IP65 18W		3000/4000/6500	1600	89	Proj: 90mm Dia: 300mm
77902	Forca CCT EM + MW IP65 18W		3000/4000/6500	1600	89	Proj: 90mm Dia: 300mm

Order online www.saxbytrade.com

FORCA BEZEL

Accessories for the Forca

Plain



Available in white, black & chrome

Eyelid



Available in white & black

Grill



Available in black

- Constructed from polycarbonate



78286 (pack of 4)



Code	Description	Finish	Dimensions
77904	Forca Bezel White Plain Bezel	Gloss white polycarbonate	Proj: 60mm Dia: 340mm
77905	Forca Bezel White Eyelid Bezel	Matt white textured polycarbonate	Proj: 83mm Dia: 340mm
77910	Forca Bezel Black Plain Bezel	Matt black textured polycarbonate	Proj: 60mm Dia: 340mm
77911	Forca Bezel Black Eyelid Bezel	Matt black textured polycarbonate	Proj: 83mm Dia: 340mm
77912	Forca Bezel Black Grill Bezel	Matt black textured polycarbonate	Proj: 97mm Dia: 340mm
77913	Forca Bezel Chrome Plain Bezel	Chrome effect polycarbonate	Proj: 60mm Dia: 340mm
78286	Forca Anti-theft Screw Pack	Steel	

MAKING THE MOST OF

SAXBYTRADE.COM



900+
PRODUCTS



NO MINIMUM
ORDER VALUE



NEXT DAY DELIVERY
FROM STOCK



DELIVER DIRECT
TO SITE



ONLINE IMAGE
& DATA LIBRARY



NEW STOCK
ARRIVING DAILY



HUGE STOCK
HOLDING



EXPERT
SUPPORT TEAM



TECHNICAL SPEC
ACCESS



BRANCH
LOCATOR



ETHICAL &
QUALITY ASSURED



30 YEAR
LIGHTING HERITAGE

MONTANA

Stylish, flush LED light integrated with CCT technology

 **5YR**
WARRANTY

 **CLASS 1**

 **SMD**

 **IP44**
RATED

 **80**
CRI

940
LUMENS

CCT
TECHNOLOGY

FAST
FIX



3000K

4000K

6500K



- Constructed from steel & polypropylene
- 15W LED module (SMD) CCT



Code	Description	Finish	K	LM	LM/W	Dimensions
74768	Montana Round Flush 15W	 Chrome plate	3000/4000/6500	940	63	Proj: 70mm Dia: 330mm
74767	Montana Round Flush 15W	Gloss white	3000/4000/6500	940	63	Proj: 70mm Dia: 330mm

COMMERCIAL FLUSH




HALO SMART

Smart ceiling light with LED Halo effect around the base of the fitting

- 3YR WARRANTY
- CLASS 2
- SMD
- IP44 RATED
- DIMMABLE
- 80 CRI

1440
LUMENS



Fast fix

Hang to help installation

- Constructed from polycarbonate & pmma plastic
- 18W LED module (SMD)
- For more information on SaxbySmart see page 12



INTELLIGENT LIGHTING®
saxbysmart

“Alexa, turn on the lights”

SaxbySmart is compatible with Amazon Echo and Google Home allowing you to control the lights directly using your own voice



Code	Description	Finish	K	LM	LM/W	Dimensions
96197	Halo Smart 18W	Opal	3000 & RGB	1440	80	H: 25mm Dia: 294mm

Order online www.saxbytrade.com



UNIQUE TWIST
LOCK PLATE



HALO
EFFECT



IK08
RATED



3YR
WARRANTY

NIMBUS CCT

Flush CCT LED downlight, suitable for bathrooms

The NimbusCCT is an interior semi flush fitting. There is a ring of LED's on the back of the fitting which illuminates; producing the halo effect when ceiling mounted. The NimbusCCT is supplied with a blue, red and yellow ring which can be clipped on the reverse of the fitting to give a coloured halo effect by simply clipping the ring into the slots on the reverse of the fitting. Choose from 3000K/4000K/6000K with the CCT switch. 12W/24W options available.

NIMBUS CCT

Flush CCT LED downlight, suitable for bathrooms

 **3YR**
WARRANTY

 **CLASS 1**

 **SMD**

 **IP44**
RATED

 **80**
CRI

 **6**
SDCM

 **IK08**
RATED

UP TO
2760
LUMENS

IP44



3000K

4000K

6000K



- Constructed from abs plastic & polycarbonate & steel
- Complete with integrated control gear
- 12W/24W LED module (SMD) CCT
- Suitable for bathroom zone 1 if used in conjunction with a 30MA RCD

Unique twist lock plate



Code	Description	Finish	K	LM	LM/W	Dimensions
99566	Nimbus CCT Flush 12W	Opal PC	3000/4000/6000	1320	110	Proj: 56mm Dia: 330mm
99767	Nimbus CCT Flush 24W	Opal PC	3000/4000/6000	2760	115	Proj: 56mm Dia: 330mm

Order online www.saxbytrade.com

COBRA CCT

Slimline flush luminaire integrated with the latest CCT technology

 **3YR**
WARRANTY

 **CLASS 1**

 **SMD**

 **IP44**
RATED


 **120°**
BEAM

 **80**
CRI

 **6**
SDCM

1200
LUMENS

CCT
TECHNOLOGY



3000K

4000K

6000K

- Constructed from polycarbonate & ABS plastic
- Complete with LED driver
- 15W LED module (SMD) CCT
- IP44. Suitable for bathroom zone 2
- Suitable for bathroom zone 1 if used in conjunction with a 30MA RCD



Code	Description	Finish	K	LM	LM/W	Dimensions
94519	Cobra CCT 15W	White	3000/4000/6000	1200	80	H: 75mm Dia: 300mm
94520	Cobra CCT 15W	Chrome plate	3000/4000/6000	1200	80	H: 75mm Dia: 300mm

COMMERCIAL FLUSH

 **3YR**
WARRANTY

 CLASS 1

 SMD

 **IP44**
RATED

1100
LUMENS



- Constructed from steel & frosted PMMA plastic
- Gloss white finish

Code	Description	Lamp	K	LM	LM/W	Dimensions
78585	Broco	16W LED module (SMD)	3000	1100	69	Proj: 84mm Dia: 300mm
78586	Broco Microwave	16W LED module (SMD)	3000	1100	69	Proj: 84mm Dia: 300mm



3YR
WARRANTY



15W/23W/34W
OPTIONS



90°
TILT



350°
ROTATION

COLT LED

Modern, stylish track heads with integrated driver

ColtLED is the new track head from Saxby Lighting, high lumen output and adjustable. This sleek and modern track head boasts a beam angle of 36 degrees meaning light can be directed exactly where you need it and reduce glare. Available in matt white and matt black, with 15W, 23W and 34W options.

NEW
PRODUCT

COLT LED TRACK HEADS

Modern, stylish track heads with integrated driver

 **3YR**
WARRANTY

 **CLASS 1**

 **IP20**
RATED

 **38°**
BEAM

 **80**
CRI

 **3**
SDCM

UP TO
4000
LUMENS



- Constructed from die cast aluminium alloy & pmma plastic
- Unique sleek track fitting



Track connector

Code	Description	Finish	K	Lm	Lm/W	Dimensions
101626	NEW Colt LED Track Head 15W	Matt white	3000	1700	113	H: 160mm Dia: 54mm
101627	NEW Colt LED Track Head 15W	Matt white	4000	1800	120	H: 160mm Dia: 54mm
101628	NEW Colt LED Track Head 15W	Matt black	3000	1700	113	H: 160mm Dia: 54mm
101629	NEW Colt LED Track Head 15W	Matt black	4000	1800	120	H: 160mm Dia: 54mm
101630	NEW Colt LED Track Head 23W	Matt white	3000	2700	117	H: 197mm Dia: 69mm
101631	NEW Colt LED Track Head 23W	Matt white	4000	2800	122	H: 197mm Dia: 69mm
101632	NEW Colt LED Track Head 23W	Matt black	3000	2700	117	H: 197mm Dia: 69mm
101633	NEW Colt LED Track Head 23W	Matt black	4000	2800	122	H: 197mm Dia: 69mm
101634	NEW Colt LED Track Head 34W	Matt white	3000	3900	115	H: 200mm Dia: 79mm
101635	NEW Colt LED Track Head 34W	Matt white	4000	4000	118	H: 200mm Dia: 79mm
101636	NEW Colt LED Track Head 34W	Matt black	3000	3900	115	H: 200mm Dia: 79mm
101637	NEW Colt LED Track Head 34W	Matt black	4000	4000	118	H: 200mm Dia: 79mm

Order online www.saxbytrade.com

PACTO

High performance, small and compact track head

NEW
OPTIONS

UP TO
950
LUMENS

BUILT-IN
DRIVER

 **3YR**
WARRANTY

 CLASS 1

 SMD

 DIMMABLE

 **60°**
BEAM

 **80**
CRI

 **6**
SDCM



- Constructed from die cast aluminium alloy & acrylic
- 10W LED module

Code	Description	Finish	K	LM	LM/W	Dimensions	Tilt	Rotation
94061	NEW Pacto Track 10W	Matt white	3000	950	95	H: 156mm W: 65mm D: 54mm	90°	350°
94062	NEW Pacto Track 10W	Matt black	3000	850	85	H: 156mm W: 65mm D: 54mm	90°	350°
94063	NEW Pacto Track 10W	Silver	3000	920	92	H: 156mm W: 65mm D: 54mm	90°	350°
78959	Pacto Track Head 10W	Matt white	4000	950	95	H: 156mm W: 65mm D: 54mm	90°	350°
78960	Pacto Track Head 10W	Matt black	4000	850	85	H: 156mm W: 65mm D: 54mm	90°	350°
78961	Pacto Track Head 10W	Silver	4000	920	92	H: 156mm W: 65mm D: 54mm	90°	350°

COMMERCIAL TRACK

NEW
PRODUCT

AREZZO TRACK HEADS

Compact multi-directional track heads

 **2YR**
WARRANTY

 CLASS 1

 DIMMABLE

LED
COMPATIBLE



- Constructed from steel & polycarbonate
- Unique sleek track fitting

Code	Description	Finish	Lamp	Dimensions	Tilt	Rotation
103844	NEW Arezzo Mini Track Head	Matt white	GU10 (Required)	Proj: 70mm L: 81mm W: 34mm	90°	350°
103845	NEW Arezzo Mini Track Head	Matt black	GU10 (Required)	Proj: 70mm L: 81mm W: 34mm	90°	350°
103846	NEW Arezzo Mini Track Head	Satin chrome	GU10 (Required)	Proj: 70mm L: 81mm W: 34mm	90°	350°
103847	NEW Arezzo Track Head	Matt white	GU10 (Required)	Proj: 115mm L: 105mm W: 53mm	90°	350°
103848	NEW Arezzo Track Head	Matt black	GU10 (Required)	Proj: 115mm L: 105mm W: 53mm	90°	350°
103849	NEW Arezzo Track Head	Satin chrome	GU10 (Required)	Proj: 115mm L: 105mm W: 53mm	90°	350°

Order online www.saxbytrade.com

MONTE

Fully adjustable track spotlight compatible with LED lamps


2YR
WARRANTY


CLASS 1


DIMMABLE

LED
COMPATIBLE



- Constructed from steel & polycarbonate
- Tilt: 90°
- Rotation: 330°

Code	Description	Finish	Lamp	Dimensions
42315	Monte Track Head	Gloss white & chrome plate	GU10 (required)	Proj: 143mm W: 57mm D: 85mm
71899	Monte Track Head	Matt black & chrome plate	GU10 (required)	Proj: 143mm W: 57mm D: 85mm
42316	Monte Track Head	Satin chrome & chrome plate	GU10 (required)	Proj: 143mm W: 57mm D: 85mm

COMMERCIAL TRACK


2YR
WARRANTY


CLASS 1


DIMMABLE

LED
COMPATIBLE



- Constructed from steel & polycarbonate

Code	Description	Finish	Lamp	Dimensions	Tilt	Rotation
3TH139W	Conor Track Head	Gloss white	GU10 (required)	Proj: 128mm W: 37mm D: 90mm	90°	330°
78650	Conor Track Head	Matt black	GU10 (required)	Proj: 128mm W: 37mm D: 90mm	90°	330°
78651	Conor Track Head	Satin chrome	GU10 (required)	Proj: 128mm W: 37mm D: 90mm	90°	330°

BULLETT

Multi directional mains track head compatible with LED lamps

 **2YR**
WARRANTY

 CLASS 1

 DIMMABLE

LED
COMPATIBLE



Kit available in black, white and satin chrome



- Constructed from steel & ABS plastic

Kit contents: 3 heads, 1 x 1m track, 1 live end, 1 dead end & 1 internal track connector for connection of additional track

Code	Description	Finish	Lamp	Dimensions	Tilt	Rotation
48024	Bullett Kit	Gloss white	GU10 (required)	L: 1000mm Proj: 140mm W: 56mm	90°	330°
48025	Bullett Kit	Satin chrome	GU10 (required)	L: 1000mm Proj: 140mm W: 56mm	90°	330°
78649	Bullett Kit	Matt black	GU10 (required)	L: 1000mm Proj: 140mm W: 56mm	90°	330°
3TH113W	Bullett Single Head	Gloss white	GU10 (required)	H: 98mm W: 56mm Proj: 140mm	90°	330°
72718	Bullett Single Head	Satin chrome	GU10 (required)	H: 98mm W: 56mm Proj: 140mm	90°	330°
71886	Bullett Single Head	Matt black	GU10 (required)	H: 98mm W: 56mm Proj: 140mm	90°	330°

COMMERCIAL TRACK

TRACK

Providing for endless possibilities, ideas for display purposes


2YR
WARRANTY


CLASS 1


DIMMABLE



- Constructed from aluminium alloy & polycarbonate
- Includes 1 x live end & 1 x dead end

Code	Description	Finish	Dimensions
78654	Track 1m	White	L: 1000mm H: 17mm W: 35mm
78657	Track 2m	White	L: 2000mm H: 17mm W: 35mm
78660	Track 3m	White	L: 3000mm H: 17mm W: 35mm
78656	Track 1m	Silver	L: 1000mm H: 17mm W: 35mm
78659	Track 2m	Silver	L: 2000mm H: 17mm W: 35mm
78662	Track 3m	Silver	L: 3000mm H: 17mm W: 35mm
78655	Track 1m	Black	L: 1000mm H: 17mm W: 35mm
78658	Track 2m	Black	L: 2000mm H: 17mm W: 35mm
78661	Track 3m	Black	L: 3000mm H: 17mm W: 35mm

Order online www.saxbytrade.com

TRACK ACCESSORIES

Track suspension kit accessories



White	Black	Silver	Description	Dimensions
3TRAWI	71889	72721	Track Central Connector	L: 180mm H: 17mm W: 35mm
75538	71896	72728	Track Pendant Adaptor	L: 42mm H: 40mm W: 35mm
49145	71892	72724	Track Dead End	L: 15mm H: 17mm W: 35mm
75535	71893	72725	Track Flexible Connector	L: 300mm H: 17mm W: 35mm
		81022	Track Suspension Kit Stainless Steel 3m	L: 3000mm Dia: 8mm

TRACK ACCESSORIES

Track suspension kit accessories



71894



71895



71888



71890



71891

White	Black	Silver	Description	Dimensions
75537	71895	72727	Track X Connector	L: 182mm H: 17mm W: 182mm
3TRAWP	71888	72720	Track Live End	L: 107mm H: 17mm W: 35mm
3TRAWIS	71890	72722	Track Internal Connector	L: 79mm H: 17mm W: 35mm
3TRAWL	71891	72723	Track L Connector	L: 107mm H: 17mm W: 107mm
75536	71894	72726	Track T Connector	L: 180mm H: 17mm W: 107mm

Order online www.saxbytrade.com



INTERIOR

Simple, stylish and modern, our interior lighting range covers all bases. We offer a range of spotlights, bars and wall lights. The minimalist design and choice of finishes mean that our products will fit in with any home décor.

SPOTLIGHT	120
WALL	127

AMALFI 1LT

Simple interior spotlights with a range of options and finishes

NEW
OPTION


2YR
WARRANTY


CLASS 1


DIMMABLE

LED
COMPATIBLE



• Constructed from steel

Code	Description	Finish	Lamp	Dimensions	Tilt	Rotation
101328	NEW Amalfi 1lt Plate	Matt black	GU10 (required)	Proj: 125mm Dia: 80mm	90°	350°
43281	Amalfi 1lt Plate	Gloss white	GU10 (required)	Proj: 125mm Dia: 80mm	90°	350°
G2521013	Amalfi 1lt Plate	Satin nickel	GU10 (required)	Proj: 125mm Dia: 80mm	90°	350°
43277	Amalfi 1lt Plate	Chrome plate	GU10 (required)	Proj: 125mm Dia: 80mm	90°	350°
60998	Amalfi 1lt Plate	Antique brass	GU10 (required)	Proj: 125mm Dia: 80mm	90°	350°

INTERIOR SPOTLIGHT

NEW
OPTION

AMALFI 2LT BAR

Simple interior spotlights with a range of options and finishes


2YR
WARRANTY


CLASS 1


DIMMABLE

LED
COMPATIBLE



- Constructed from steel

Code	Description	Finish	Lamp	Dimensions	Tilt	Rotation
101329	NEW Amalfi 2lt Bbar	Matt black	GU10 (required)	Proj: 155mm L: 255mm W: 90mm	90°	350°
43282	Amalfi 2lt Bar	Gloss white	GU10 (required)	Proj: 155mm L: 255mm W: 90mm	90°	350°
62521313	Amalfi 2lt Bar	Satin nickel	GU10 (required)	Proj: 155mm L: 255mm W: 90mm	90°	350°
43278	Amalfi 2lt Bar	Chrome plate	GU10 (required)	Proj: 155mm L: 255mm W: 90mm	90°	350°
60999	Amalfi 2lt Bar	Antique brass	GU10 (required)	Proj: 155mm L: 255mm W: 90mm	90°	350°

Order online www.saxbytrade.com

AMALFI 3LT ROUND

Simple interior spotlights with a range of options and finishes

NEW
OPTION

LED
COMPATIBLE

 **2YR**
WARRANTY

 CLASS 1

 DIMMABLE



- Constructed from steel

Code	Description	Finish	Lamp	Dimensions	Tilt	Rotation
101330	NEW Amalfi 3lt Round	Matt black	GU10 (required)	Proj: 125mm Dia: 190mm	90°	350°
43283	Amalfi 3lt Round	Gloss white	GU10 (required)	Proj: 125mm Dia: 190mm	90°	350°
G2523413	Amalfi 3lt Round	Satin nickel	GU10 (required)	Proj: 125mm Dia: 190mm	90°	350°
43279	Amalfi 3lt Round	Chrome plate	GU10 (required)	Proj: 125mm Dia: 190mm	90°	350°
60997	Amalfi 3lt Round	Antique brass	GU10 (required)	Proj: 125mm Dia: 190mm	90°	350°

INTERIOR SPOTLIGHT

NEW
OPTION

AMALFI 4LT BAR

Simple interior spotlights with a range of options and finishes


2YR
WARRANTY


CLASS 1


DIMMABLE

LED
COMPATIBLE



- Constructed from steel

Code	Description	Finish	Lamp	Dimensions	Tilt	Rotation
101331	NEW Amalfi 4lt Bar	Matt black	GU10 (required)	Proj: 155mm L: 595mm W: 90mm	90°	350°
60993	Amalfi 4lt Bar	Gloss white	GU10 (required)	Proj: 155mm L: 595mm W: 90mm	90°	350°
60995	Amalfi 4lt Bar	Satin nickel	GU10 (required)	Proj: 155mm L: 595mm W: 90mm	90°	350°
60991	Amalfi 4lt Bar	Chrome plate	GU10 (required)	Proj: 155mm L: 595mm W: 90mm	90°	350°
60992	Amalfi 4lt Bar	Antique brass	GU10 (required)	Proj: 155mm L: 595mm W: 90mm	90°	350°

Order online www.saxbytrade.com

AMALFI 6LT BAR

Simple interior spotlights with a range of options and finishes

NEW
OPTION


2YR
WARRANTY


CLASS 1


DIMMABLE

LED
COMPATIBLE



• Constructed from steel

Code	Description	Finish	Lamp	Dimensions	Tilt	Rotation
101332	NEW Amalfi 6lt Bar	Matt black	GU10 (required)	Proj: 155mm L: 955mm W: 90mm	90°	350°
61002	Amalfi 6lt Bar	Gloss white	GU10 (required)	Proj: 155mm L: 955mm W: 90mm	90°	350°
61003	Amalfi 6lt Bar	Satin nickel	GU10 (required)	Proj: 155mm L: 955mm W: 90mm	90°	350°
61000	Amalfi 6lt Bar	Chrome plate	GU10 (required)	Proj: 155mm L: 955mm W: 90mm	90°	350°
61001	Amalfi 6lt Bar	Antique brass	GU10 (required)	Proj: 155mm L: 955mm W: 90mm	90°	350°

INTERIOR SPOTLIGHT

NEW
OPTIONS

AREZZO

Spotlight range suitable for commercial or domestic use


2YR
WARRANTY


CLASS 1


DIMMABLE

LED
COMPATIBLE



- Constructed from steel

Code	Description	Finish	Lamp	Dimensions	Tilt	Rotation
101333	NEW Arezzo 1lt Plate	Matt Black	GU10 (required)	Proj: 150mm Dia: 120mm	90°	350°
101334	NEW Arezzo 3lt Round	Matt Black	GU10 (required)	Proj: 150mm Dia: 240mm	90°	350°
101335	NEW Arezzo 4lt Bar	Matt Black	GU10 (required)	Proj: 165mm L: 712mm W: 85mm	90°	350°
73684	Arezzo 1lt Plate	Matt white & chrome plate	GU10 (required)	Proj: 150mm Dia: 120mm	90°	350°
73685	Arezzo 3lt Round	Matt white & chrome plate	GU10 (required)	Proj: 150mm Dia: 240mm	90°	350°
73686	Arezzo 4lt Bar	Matt white & chrome plate	GU10 (required)	Proj: 165mm L: 712mm W: 85mm	90°	350°
73687	Arezzo 1lt Plate	Satin chrome & chrome plate	GU10 (required)	Proj: 150mm Dia: 120mm	90°	350°
73688	Arezzo 3lt Round	Satin chrome & chrome plate	GU10 (required)	Proj: 150mm Dia: 240mm	90°	350°
73689	Arezzo 4lt Bar	Satin chrome & chrome plate	GU10 (required)	Proj: 165mm L: 712mm W: 85mm	90°	350°

Order online www.saxbytrade.com

PALERMO

Simple and stylish spotlight range


2YR
WARRANTY


CLASS 1


DIMMABLE

LED
COMPATIBLE



Close up of 4 bar



- Constructed from steel
- Brushed chrome & chrome plate finish

Code	Description	Lamp	Dimensions	Tilt	Rotation
G5503477	Palermo 3It Round	GU10 (required)	Proj: 110mm Dia: 190mm	90°	350°
G5503177	Palermo 4It Bar	GU10 (required)	Proj: 140mm L: 800mm W: 90mm	90°	350°

INTERIOR SPOTLIGHT

ODI

Stylish interior accent lighting


2YR
WARRANTY


CLASS 1


DIMMABLE

LED
COMPATIBLE



- Constructed from steel

Code	Description	Finish	Lamp	Dimensions
OD51004	Odi 2lt Wall	Satin nickel	GU10 (required)	Proj: 88mm H: 130mm W: 78mm

Order online www.saxbytrade.com

SHALE CCT

Contemporary up and down wall light

 **3YR**
WARRANTY

 CLASS 1

 SMD

 **120°**
BEAM

550
LUMENS

CCT



CCT switch

- Constructed from aluminium alloy & frosted glass
- 9W LED module (SMD) CCT

Code	Description	Finish	K	LM	LM/W	Dimensions
98441	Shale 1lt Wall CCT	Matt white	3500/5000	550	61	Proj: 65mm H: 80mm W: 350mm
46395	Shale 1lt Wall CCT	Brushed silver	3500/5000	550	61	Proj: 65mm H: 80mm W: 350mm

INTERIOR WALL

MADISON

Stylish and flexible LED wall or task light


3YR
WARRANTY


CLASS 1


SMD


120°
BEAM


TOGGLE
SWITCH

65
LUMENS



- Constructed from steel
- 1W LED module (SMD)

Code	Description	Finish	K	LM	LM/W	Dimensions
50605	Madison 1lt Wall	Chrome plate	3000	65	65	Proj: 181mm H: 250mm W: 45mm
50606	Madison 1lt Wall	Brushed chrome	3000	65	65	Proj: 181mm H: 250mm W: 45mm

Order online www.saxbytrade.com



**PLASTER
IN WALL**



**REPLACEABLE
MODULE**



**PAINT
OVER**



**3YR
WARRANTY**

ZEKE

Low level lighting

The Zeke is a trimless plaster-in wall light available in two sizes. Designed for use as a feature light, the subtly curved rear wall of the recess picks up the light evenly along the length of the fitting. When installed, the bond between luminaire and wall is completely trimless and seamless. This allows for an invisible interface between the fitting and the wall surface, so the end result looks as though its shape has been cast directly into the wall rather than added retrospectively.

 **3YR**
WARRANTY

 CLASS 2

120
LUMENS





92312



92313



- Removable/replaceable LED module
- Suitable for painting with standard emulsion paint



Code	Description	Lamp	K	LM	LM/W	Dimensions
92312	Zeke Square	1.5W LED SMD	3000	120	80	Sq: 101mm Proj: 49mm
92313	Zeke Rectangle	1.5W LED SMD	3000	120	80	H: 244mm W: 52mm Proj: 107mm

TOKO

Simple curved unglazed LED wall lights

 **3YR**
WARRANTY

 **CLASS 2**

 **LED**
HI POWER

230
LUMENS

AVAILABLE
IN TWO
SIZES

PAINT
TO MATCH
DECOR



- White plaster finish

Code	Description	Lamp	K	LM	LM/W	Dimensions
61639	Toko 1lt 200mm Wall	3W LED Hi Power	3000	230	77	Proj: 85mm H: 120mm W: 200mm
61638	Toko 1lt 300mm Wall	3W LED Hi Power	3000	230	77	Proj: 95mm H: 140mm W: 300mm

INTERIOR WALL

MINI CRESCENT

Simple LED curved wall light


2YR
WARRANTY


CLASS 2


DIMMABLE



- White plaster finish

Code	Description	Lamp	Dimensions
10401	Mini Crescent 1lt Wall	40W E27 GLS (required)	Proj: 163mm H: 120mm W: 398mm

Order online www.saxbytrade.com

CRESCENT

Simple LED curved wall light


3YR
WARRANTY


CLASS 2

460
LUMENS

PAINT
TO MATCH
DECOR



- White plaster finish

Code	Description	Lamp	K	LM	LM/W	Dimensions
61636	Crescent 2lt Wall	2W LED Hi Power	3000	460	115	Proj: 50mm H: 160mm W: 100mm

INTERIOR WALL

BOX

Simple box design with a contemporary feel


2YR
WARRANTY


CLASS 1


DIMMABLE

PAINT
TO MATCH
DECOR



- Constructed from white plaster & frosted glass

Code	Description	Finish	Lamp	Dimensions
10400	Box 2lt Wall	White plaster	G9 (required)	Proj: 78mm H: 75mm W: 353mm

Order online www.saxbytrade.com

MORNINGTON

Compact LED plaster wall light


3YR
WARRANTY


CLASS 2


LED
HI POWER

460
LUMENS



- White plaster finish

Code	Description	Lamp	K	LM	LM/W	Dimensions
61635	Mornington 2lt Wall	2W LED Hi Power	3000	460	115	Proj: 50mm H: 160mm W: 100mm

INTERIOR WALL

SALVO

White plaster up and down wall light


2YR
WARRANTY


CLASS 2

LED
COMPATIBLE



- White plaster finish

Code	Description	Lamp	Dimensions
61640	Salvo 2lt Wall	GU10 (required)	Proj: 100mm H: 250mm W: 75mm

Order online www.saxbytrade.com



DISPLAY

Our display section has a range of versatile lighting solutions that can be used in both commercial and domestic properties. The collection has everything from under cabinet/shelf lighting, to LED tapes that can be used in the kitchen or entertainment rooms. The adaptability of these products allows you to produce bespoke lighting for a variety of applications.

CABINET	140
TAPE	144

HERA CCT

LED under cabinet light

NEW
OPTION

 **2YR**
WARRANTY

 **CLASS 2**

 **SMD**

 **80**
CRI

 **120°**
BEAM

200
LUMENS

CCT
TECHNOLOGY

MAINS
TECHNOLOGY

Sold individually



- Constructed from steel & frosted polycarbonate
- 2.5W LED module (SMD) CCT
- 1m cable included
- Mains technology - no driver
- Can be recessed and surface mounted
- Cut hole Dia: 54mm



CCT Switch

Code	Description	Finish	K	LM	LM/W	Dimensions
103030	NEW Hera CCT	Matt black	3000/4000/6500	200	80	Proj: 20mm Dia: 69mm
90126	Hera CCT	Brushed chrome	3000/4000/6500	200	80	Proj: 20mm Dia: 69mm

DISPLAY CABINET

NEW
OPTION

NYX CCT

LED under cabinet light

 **2YR**
WARRANTY

 **CLASS 2**

 **SMD**

 **80**
CRI

 **120°**
BEAM

200
LUMENS

CCT
TECHNOLOGY

MAINS
TECHNOLOGY



- Constructed from steel & frosted polycarbonate
- 2.5W LED module (SMD) CCT
- 1m cable included
- Mains technology - no driver
- Can be recessed and surface mounted
- Cut hole Dia: 54mm



CCT Switch

Code	Description	Finish	K	LM	LM/W	Dimensions
103031	NEW Hera CCT	Matt black	3000/4000/6500	200	80	Proj: 38mm L: 125mm W: 125mm
90127	Nyx CCT	Brushed chrome	3000/4000/6500	200	80	Proj: 38mm L: 125mm W: 125mm

Order online www.saxbytrade.com

SLEEK CCT

Linkable strip lighting in a choice of lengths



UP TO
1300
LUMENS

LINKABLE
WITH
ACCESSORY

3
SIZES

5000K

4000K

3000K

75921 - Not included

69500 - Not included

- Constructed from polycarbonate
- LED module (SMD) CCT
- 3000/4000/5000k
- Memory function
- Main power lead available separately, 75921

Code	Description	Finish	LM	LM/W	Dimensions
75922	Sleek CCT 300mm 5W	Gloss white	500	100	Proj: 38mm L: 305mm W: 23mm
75923	Sleek CCT 500mm 8W	Gloss white	800	100	Proj: 38mm L: 505mm W: 23mm
75924	Sleek CCT 900mm 13W	Gloss white	1300	100	Proj: 38mm L: 905mm W: 23mm
69500	Sleek Link Lead	White PVC plastic	-	-	L: 440mm
75921	Sleek CCT Power Lead & 3 Pin Plug	White PVC plastic	-	-	L: 1000mm

DISPLAY CABINET



AQUALINE RGB KIT

Flexible LED strip lighting kit

 **2YR**
WARRANTY

 **CLASS 2**

 **RGB**
SMD

 **DIMMABLE**

 **IP44**
RATED

 **REMOTE**
CONTROL

 **120°**
BEAM

RGB
REMOTE

5M
ROLL



- Constructed from white polymer film
- 24W LED module (SMD) RGB
- Cut to required length
- Multiple scene options

Premium RGB kit contents: 1 x in-line driver with UK 3 pin plug, 1 x RGB remote & programmable controller, 1 x 1.5m extension cable, 1 x 5m strip with 150 SMD RGB LEDs.



Code	Description	Dimensions
51918	Aqualine 12V Premium 5m RGB Kit IP44 24W	L: 5000mm W: 10mm Proj: 3mm

DISPLAY TAPE

FLEXLINE RGB KIT

RGB flexible LED strip lighting kit

 **2YR**
WARRANTY

 **RGB**
SMD

 **DIMMABLE**

 **REMOTE**
CONTROL

 **120°**
BEAM

RGB
REMOTE

5M
ROLL



- Constructed from white polymer film
- Cut to required length

Kit contents: 1 x in-line 24W driver with UK 3 pin plug (0.5 mains & 1.5m LV), 1 x 5000mm RGB strip, 1 x remote control, 1 x receiver



Code	Description	Lamp	Dimensions
73667	Flexline 5m Kit RGB	24W LED module (SMD) RGB	L: 5000mm W: 10mm Proj: 2.5mm

Order online www.saxbytrade.com

FLEXLINE CCT KIT

RGB flexible LED strip lighting kit

 **2YR**
WARRANTY

 **CLASS 3**

 **SMD**

 **DIMMABLE**

 **REMOTE CONTROL**

 **80 CRI**

 **6 SDCM**

 **120° BEAM**

2500
LUMENS

CCT
TECHNOLOGY

5M
ROLL



- Constructed from white polymer film
- 24W LED tape module (SMD) CCT
- Cut to required length

Kit contents: 1 x in-line 24W driver with UK 3 pin plug (0.5 mains & 1.5m LV), 1 x 5000mm, 1 x remote control, 1 x receiver



Full colour control from warm white to daylight white

Code	Description	K	LM	LM/W	Dimensions
73666	Flexline 5m Kit CCT 24W	3000 - 6500	2100	88	L: 5000mm W: 10mm Proj: 2.5mm

DISPLAY TAPE

FLEXLINE KIT

RGB flexible LED strip lighting kit


2YR
WARRANTY


CLASS 2


SMD


80
CRI


6
SDCM


120°
BEAM

1260
LUMENS

5M
ROLL



- Constructed from white polymer film
- 12W LED module (SMD)
- Cut to required length

Kit includes: 1 x in-line driver with UK 3 pin plug & 0.5m mains cable,
1 x 1.5m extension cable, 1 x 5m strip with 150 SMD 3528

Code	Description	Lamp	K	LM	LM/W	Dimensions
52305	Flexline 5m Kit 12W	Warm white	3000	1260	105	L: 5000mm W: 8mm Proj: 2.5mm
52306	Flexline 5m Kit 12W	Daylight white	6500	1260	105	L: 5000mm W: 8mm Proj: 2.5mm

Order online www.saxbytrade.com



**CUT TO
LENGTH**



FLEXIBLE

3M

**3M
ADHESIVE TAPE**



**LOW
PROFILE**

ORION

Saxby's signature LED tape range

OrionLED is Saxby's signature tape range comprising of a variety of options which include, IP20, IP65, IP67, flexible "S" shape, COB, RGB, RGBW and Smart tape reels. Within the OrionLED range we offer a variety of power options from low to high; 4.8W/m, 9.6W/m, 10W/m & 12W/m. The standard ranges are available in warm white or cool white with 60 LEDs/m or 120 LEDs/m and a choice between 5m and 30m reels. The tape benefits from a 3M self-adhesive backing which makes it extremely easy to install.

WELCOME TO ORION

SAXBY'S SIGNATURE LED TAPE RANGE

GETTING STARTED

OrionLED from Saxby includes a wide range of options to suit a variety of applications, making it the ideal choice for domestic, commercial, or retail installations.

It is essential to identify the right product to achieve the desired effect, as well as ensuring suitability for the installation environment, so we have put together some key points to support you in selecting the right products for your customer or project.

Orion20, Orion65, Orion67 (the number relates to the IP rating to allow you to select the correct level of water protection required) are all available in range of colour temperatures and brightness.

OrionPRO, OrionFLEX, OrionRGBW, OrionRGB and OrionSMART are all offered at IP20 for indoor use with various features and benefits.


To achieve the desired brightness Orion is available in standard (60 LEDs per metre) and high (120 LEDs per metre) using highly efficient SMD LED (5050 or 2835) and COB LED with very high CRI.

All products are covered by a 3 year warranty (2 years standard + 1 year extension)

WHY CHOOSE ORION FROM SAXBY?



The range is supported by a comprehensive collection of control components including drivers, controllers, and accessories. An extensive series of aluminium extrusions are offered in the Rigel/RigelSLIM range on pages 164 and 165.



SELECTING THE RIGHT PRODUCT

The following two pages have been created to support wholesalers and electricians in making the right product selection from Saxby's Orion range. Point of sale and additional literature is also available to Saxby stockists, please speak to your account manager for details.

HOW TO CHOOSE THE CORRECT DRIVER FOR YOUR ORION LED STRIP LIGHT

Let's look at an example:

If you would like to use 5m of the Orion20 4.8W/m, 24V LED, you will need to use a driver that has a rating of at least 24W. If the driver's capacity is higher than the LED strips power draw (for example a 30W driver), you can safely power your Orion LED Tape.



Please be aware: You should never use driver with capacity that is smaller than maximum power of LED strip used, as this will damage the Orion LED strip.


HOW TO DETERMINE THE POWER DRAW OF THE FLEXI-STRIP

In our example the Orion LED tape is "4.8W/m 5M LED Strip". The Orion LED strip has a total wattage of 24 Watts, or 4.8 Watts per meter (4.8 Watts/meter x 5 meters = 24 Watts)

Please see guide below to determine which driver should be used for different Orion LED strip types and lengths (listed minimum driver capacity required):

LED strip length (m)	4.8W/M 24V	9.6W/M 24V	10W/M 24V	12W/M 24V
1M	6W 24V Driver	12W 24V Driver	12W 24V Driver	20W 24V Driver
2M	12W 24V Driver	25W 24V Driver	25W 24V Driver	30W 24V Driver
3M	20W 24V Driver	40W 24V Driver	40W 24V Driver	40W 24V Driver
4M	25W 24V Driver	50W 24V Driver	50W 24V Driver	60W 24V Driver
5M	30W 24V Driver	60W 24V Driver	60W 24V Driver	75W 24V Driver
6M	40W 24V Driver	75W 24V Driver	75W 24V Driver	100W 24V Driver
7M	40W 24V Driver	100W 24V Driver	100W 24V Driver	100W 24V Driver
8M	50W 24V Driver	100W 24V Driver	100W 24V Driver	150W 24V Driver
9M	50W 24V Driver	100W 24V Driver	100W 24V Driver	150W 24V Driver
10M	60W 24V Driver	150W 24V Driver	150W 24V Driver	150W 24V Driver

Code	Description
98992	LED Driver Constant Voltage 24V 6W
98993	LED Driver Constant Voltage 24V 12W
79682	LED Driver Constant Voltage 24V 20W
79332	LED Driver Constant Voltage 24V 25W 
79328	LED Driver Constant Voltage 24V 40W
79333	LED Driver Constant Voltage 24V 50W 
98994	LED Driver Constant Voltage 24V 50W
98995	LED Driver Constant Voltage 24V 60W

Code	Description
79329	LED Driver Constant Voltage 24V 75W
79334	LED Driver Constant Voltage 24V 100W 
98996	LED Driver Constant Voltage 24V 100W
79681	LED Driver Constant Voltage 24V 150W
79330	LED Driver Constant Voltage IP67 24V 75W
79331	LED Driver Constant Voltage IP67 24V 150W
98997	LED Driver Constant Voltage IP67 24V 240W

DISPLAY TAPE

WHAT YOU NEED TO CONSIDER BEFORE CHOOSING OUR ORION STRIP

CHOOSING THE CORRECT RANGE OF TAPE FOR YOUR PROJECT

When starting out on a new LED tape project there are a few things you will need to consider before purchasing the Orion LED Range.

SELECTING THE DESIRED BRIGHTNESS FOR A PROJECT OR INSTALLATION

Lumens is the measurement of brightness as perceived by the human eye. Different projects require a certain amount of brightness to achieve a desired look. For example:

Orion20 5m 4.8W/m – will produce 480LM per meter | Orion20 5m 9.6W/m – will produce 960LM per meter. The higher the lumens, the brighter the effect will be.

SELECTING THE DESIRED COLOUR TEMPERATURE

The Orion LED range offers the following options, 3000K (warm white), 4000K (cool white), RGB (full colour spectrum), RGBW (full colour spectrum plus white) or the OrionSMART. The colour of light is measured in degrees Kelvin (K). The temperature rating directly affects what the white light will look like. Your choice of colour temperature will depend on the effect that is required for each project.

COMPARE LED STRIP LENGTH AND NUMBER OF LEDS ON THE STRIP

When comparing common LED densities there are 3 types 30/60/120 LEDs per meter. The total light output of an LED strip is simply the sum of the light output from the individual LEDs on the LED strip. LED density has a direct impact on the total amount of light output, the more LEDs per meter, the more light per meter (when comparing situations where the LED is the same). LED density affects light distribution, because the LEDs are individual “point sources” depending on how they are installed, the individual LEDs on an LED strip may create a “dotted” effect or what is also sometimes called “spotting.” A higher density LED strip will have a lower chance of “spotting” and the individual LEDs cannot be seen.

WHAT DO THE NUMBERS OF THE LED CHIPS MEAN?

The different numbers on the SMD correlate to the different physical dimensions of the chip. The numbers 5050, 3528, 2835, etc. correlate to the size of the chip in millimetres. Some LEDs are brighter than others and some give off more light per watt. Saxby use SMD 5050 and SMD 2835.

COMPARE WATTAGE CONSUMED PER STRIP OF LEDS AND OPERATING VOLTAGE

The wattage will tell us how much power we are consuming while these lights are on and in turn how much the running cost will be at the end of each month. When comparing the different LED strip options be sure to verify if the wattage is given per meter or reel before you buy.

Please note: An LED strip light that uses 24 Volts will not work if you purchase a 12 Volt driver and may also result in risk of fire. When selecting the driver for you desired strip light, if unsure please seek guidance from a competent electrician.

ORION 20

Saxby's signature LED tape range

NEW
OPTIONS


3YR
WARRANTY


CLASS 3

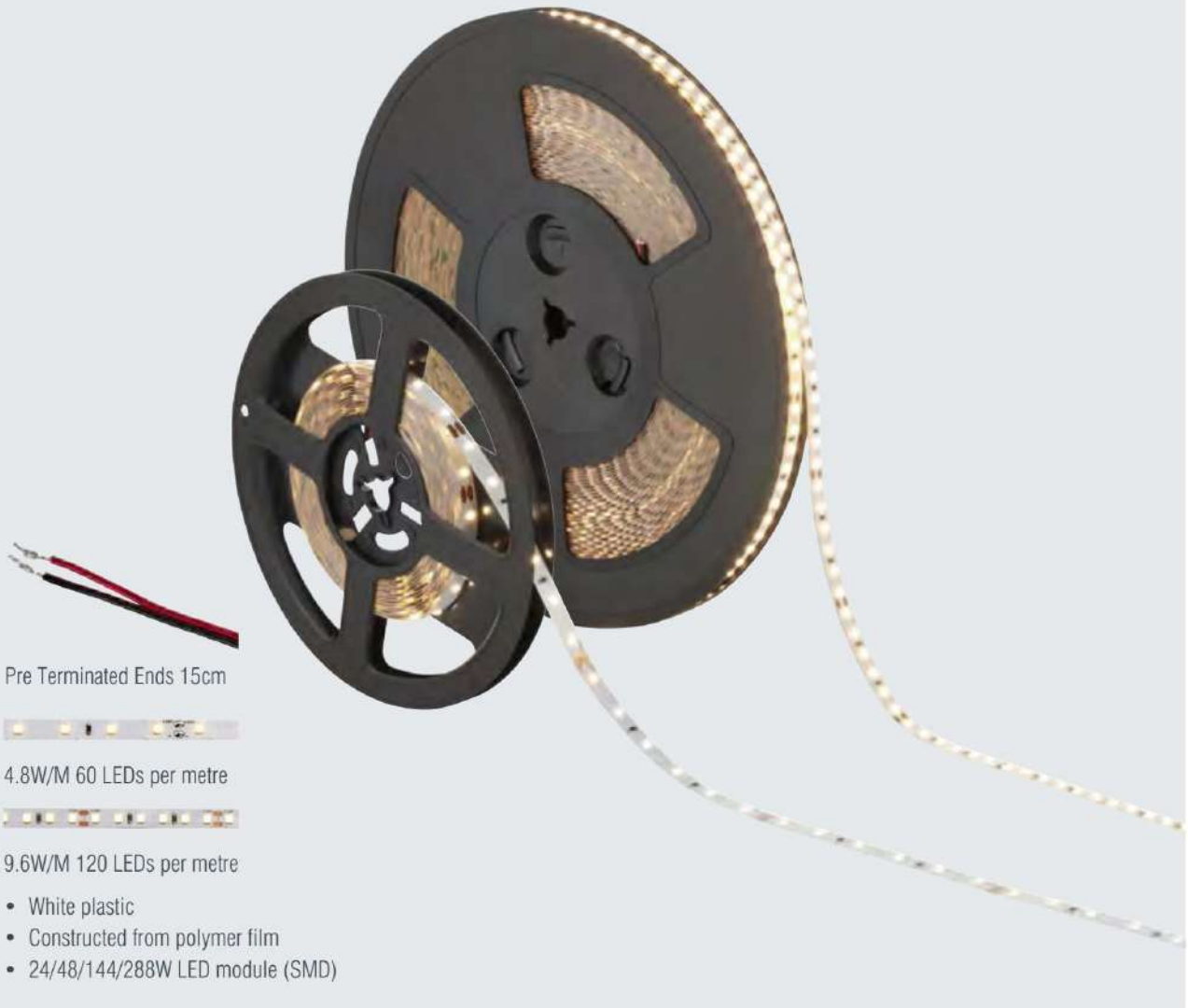

SMD


DIMMABLE


80
CRI


6
SDCM


120°
BEAM



Pre Terminated Ends 15cm

4.8W/M 60 LEDs per metre

9.6W/M 120 LEDs per metre

- White plastic
- Constructed from polymer film
- 24/48/144/288W LED module (SMD)

Code	Description	K	LM	LM/W	Dimensions
98998	Orion20 LED 3000K 4.8W/M 5M 24W	3000	2400	100	Proj: 2mm W: 8mm L: 5000mm
98999	Orion20 LED 4000K 4.8W/M 5M 24W	4000	2400	100	Proj: 2mm W: 8mm L: 5000mm
99000	Orion20 LED 3000K 4.8W/M 30M 144W	3000	14400	100	Proj: 2mm W: 8mm L: 30000mm
99001	Orion20 LED 4000K 4.8W/M 30M 144W	4000	14400	100	Proj: 2mm W: 8mm L: 30000mm
101621	NEW Orion20 LED 6000K 4.8W/M 30M 144W	6000	14400	100	Proj: 2mm W: 8mm L: 30000mm
99002	Orion20 LED 3000K 9.6W/M 5M 48W	3000	4800	100	Proj: 2mm W: 8mm L: 5000mm
99003	Orion20 LED 4000K 9.6W/M 5M 48W	4000	4800	100	Proj: 2mm W: 8mm L: 5000mm
99004	Orion20 LED 3000K 9.6W/M 30M 288W	3000	28800	100	Proj: 2mm W: 8mm L: 30000mm
99005	Orion20 LED 4000K 9.6W/M 30M 288W	4000	28800	100	Proj: 2mm W: 8mm L: 30000mm
101622	NEW Orion20 LED 6000K 9.6W/M 30M 288W	6000	28800	100	Proj: 2mm W: 8mm L: 30000mm

DISPLAY TAPE

NEW
OPTION

ORION FLEX

Saxby's signature LED tape range

 **3YR**
WARRANTY

 **CLASS 3**

 **SMD**

 **DIMMABLE**

 **80**
CRI

 **6**
SDCM

 **120°**
BEAM



Pre Terminated Ends 15cm

- White plastic
- Constructed from polymer film
- 24W LED module (SMD)



Code	Description	K	LM	LM/W	Dimensions
99011	OrionFLEX LED IP20 3000K 4.8W/M 5M 24W	3000	2000	83	Proj: 2mm W: 8mm L: 5000mm
99012	OrionFLEX LED IP20 4000K 4.8W/M 5M 24W	4000	2000	83	Proj: 2mm W: 8mm L: 5000mm
101623	NEW OrionFLEX LED IP20 6000K 4.8W/M 5M 24W	6000	2000	83	Proj: 2mm W: 8mm L: 5000mm

Order online www.saxbytrade.com

ORION PRO

Saxby's signature LED tape range

NEW
OPTIONS


3YR
WARRANTY


CLASS 3


COB


DIMMABLE


80
CRI


6
SDCM



Pre Terminated Ends 15cm

- White plastic
- Constructed from polymer film



Code	Description	K	LM	LM/W	Dimensions
99013	OrionPRO LED IP20 3000K 10W/M 5M 50W	3000	5000	100	Proj: 2mm W: 8mm L: 5000mm
99014	OrionPRO LED IP20 4000K 10W/M 5M 50W	4000	5000	100	Proj: 2mm W: 8mm L: 5000mm
101624	NEW OrionPRO LED IP20 6000K 10W/M 5M 50W	6000	5000	100	Proj: 2mm W: 8mm L: 5000mm
102659	NEW OrionPRO LED IP20 3000K 8W/M 30M 240W	3000	24000	100	Proj: 2mm W: 8mm L: 30000mm
102660	NEW OrionPRO LED IP20 4000K 8W/M 30M 240W	4000	24000	100	Proj: 2mm W: 8mm L: 30000mm
102661	NEW OrionPRO LED IP20 6000K 8W/M 30M 240W	6000	24000	100	Proj: 2mm W: 8mm L: 30000mm

DISPLAY TAPE

ORION IP65/IP67

Saxby's signature LED tape range


3YR
WARRANTY


CLASS 3



SMD


IP65/67
RATED


80
CRI


6
SDCM


120°
BEAM



Pre Terminated Ends 15cm



4.8W/M 60 LEDs per metre



9.6W/M 120 LEDs per metre

- White plastic & clear silicone
- Constructed from polymer film & silicone rubber
- 24/48/144/288W LED module (SMD)

Code	Description	K	LM	LM/W	Dimensions
99018	Orion65 LED 3000K 4.8W/M 5M IP65 24W	3000	2400	100	Proj: 2mm W: 8mm L: 5000mm
99019	Orion65 LED 4000K 4.8W/M 5M IP65 24W	4000	2400	100	Proj: 2mm W: 8mm L: 5000mm
99020	Orion65 LED 3000K 4.8W/M 30M IP65 144W	3000	14400	100	Proj: 2mm W: 8mm L: 30000mm
99021	Orion65 LED 4000K 4.8W/M 30M IP65 144W	4000	14400	100	Proj: 2mm W: 8mm L: 30000mm
99022	Orion65 LED 3000K 9.6W/M 5M IP65 48W	3000	4800	100	Proj: 2mm W: 8mm L: 5000mm
99023	Orion65 LED 4000K 9.6W/M 5M IP65 48W	4000	4800	100	Proj: 2mm W: 8mm L: 5000mm
99024	Orion65 LED 3000K 9.6W/M 30M IP65 288W	3000	28800	100	Proj: 2mm W: 8mm L: 30000mm
99025	Orion65 LED 4000K 9.6W/M 30M IP65 288W	4000	28800	100	Proj: 2mm W: 8mm L: 30000mm
99026	Orion67 LED 3000K 4.8W/M 30M IP67 144W	3000	14400	100	Proj: 3.7mm W: 10mm L: 30000mm
99027	Orion67 LED 4000K 4.8W/M 30M IP67 144W	4000	14400	100	Proj: 3.7mm W: 10mm L: 30000mm
99028	Orion67 LED 3000K 9.6W/M 30M IP67 288W	3000	28800	100	Proj: 3.7mm W: 10mm L: 30000mm
99029	Orion67 LED 4000K 9.6W/M 30M IP67 288W	4000	28800	100	Proj: 3.7mm W: 10mm L: 30000mm

Order online www.saxbytrade.com

ORION RGBW

Saxby's signature LED tape range

NEW
PRODUCT


3YR
WARRANTY


CLASS 3


RGB
SMD


80
CRI


6
SDCM



- White plastic
- Constructed from polymer film
- 432W LED module (SMD 5050)



Pre Terminated Ends 15cm



Code	Description	K	LM	LM/W	Dimensions
103839 NEW	OrionRGBW LED 14.4W/M 30M 432W	3000	14400	33	H: 2mm W: 10mm L: 30000mm
103840 NEW	OrionRGBW LED 14.4W/M 30M 432W	4000	14400	33	H: 2mm W: 10mm L: 30000mm

DISPLAY TAPE

ORION RGB

Saxby's signature LED tape range

- 
3YR
 WARRANTY
- 
 CLASS 3
- 
RGB
 SMD
- 
80
 CRI
- 
6
 SDCM
- 
120°
 BEAM



- White plastic
- Constructed from polymer film & silicone rubber
- 360W LED module (SMD)



Pre Terminated Ends 15cm



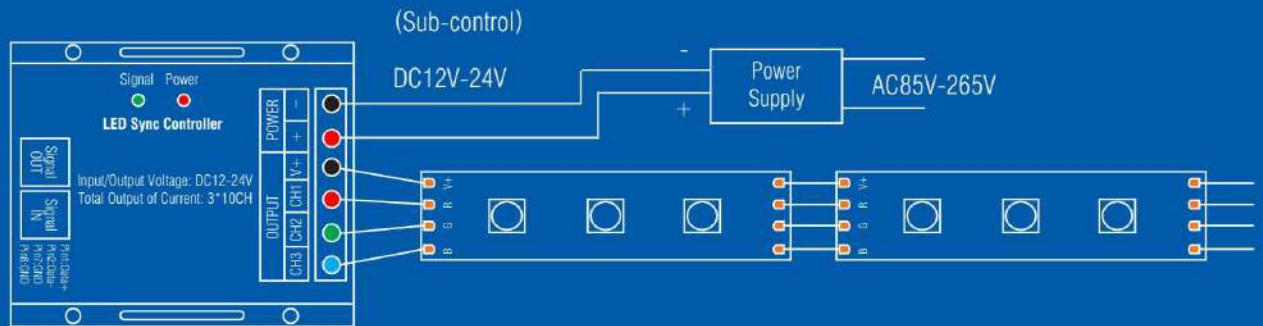
Code	Description	Dimensions
99044	OrionRGB LED 12W/M 30M 360W	Proj: 2mm W: 10mm L: 30000mm

DISPLAY TAPE

TYPICAL APPLICATIONS

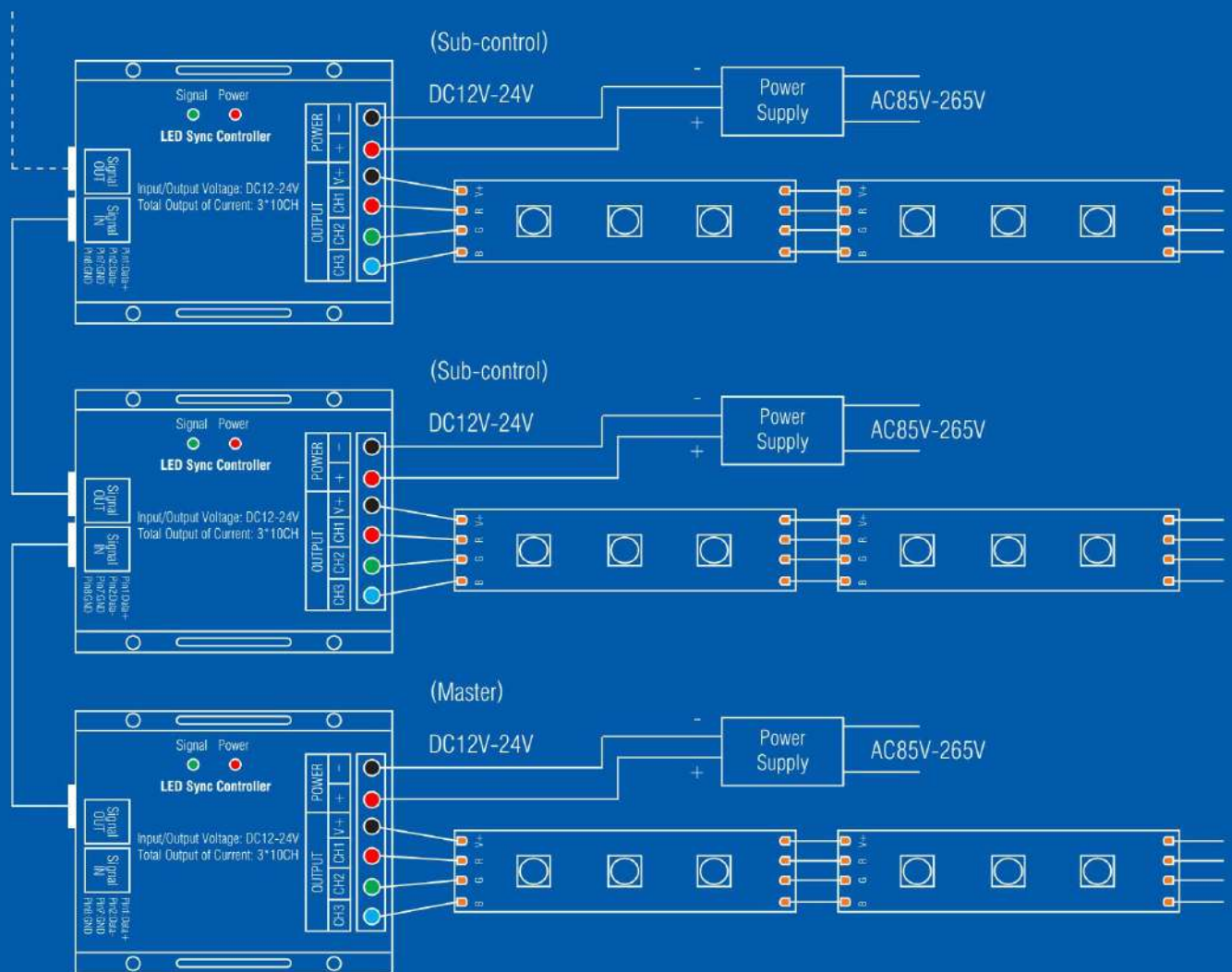
APPLICATION CIRCUIT 1:

(V+→COM, CH1→R, CH2→G, CH3→B.)



APPLICATION CIRCUIT 2:

(Synchronization function with network Line (RJ45))



ORION ACCESSORIES

Accessories for Orion20, Flex, Pro & IP65/IP67

NEW
OPTIONS



Code	Description	Dimensions
99006	Orion IP20 Connector Tape to Driver	Proj: 2mm W: 4.2mm L: 13mm
99007	Orion IP20 Connector Tape to Tape	H: 2mm W: 8.9mm L: 13mm
99008	Orion IP20 Connector Flexible Tape to Tape	H: 2mm W: 4.2mm L: 176mm
99009	Orion IP20 Connector T	H: 5mm W: 26mm L: 44mm
99010	Orion IP20 Connector X	H: 5mm W: 41mm L: 41mm
99052	Orion 30M Cable Single Colour	Proj: 0.6mm W: 8mm L: 30000mm
103024	NEW Orion Single Colour Tape Sync Controller	H: 32mm W: 41mm L: 127mm
103025	NEW Orion Single Colour Tape Remote	H: 20mm W: 40mm L: 150mm



- OrionPRO IP20 accessories can be used for all IP20 tape

Code	Description	Dimensions
102662	NEW OrionPRO IP20 Connector Tape to Driver	Proj: 4.2mm W: 9.8mm L: 163.5mm
102663	NEW OrionPRO IP20 Connector Tape to Tape	Proj: 3.7mm W: 9.8mm L: 13.5mm
102664	NEW OrionPRO IP20 Connector Flexible Tape to Tape	Proj: 4.2mm W: 9.8mm L: 177mm



- Accessory pack includes: 6 x clips, 12 x screws and 2 x end caps

Code	Description	Dimensions
99030	Orion65/67 Accessory Glue with Nozzle	-
99031	Orion65/67 Accessory Pack	-
99032	Orion65/67 Connector Tape to Driver	H: 8.4mm W: 17.6mm L: 15.2mm
99033	Orion65/67 Connector Tape to Tape	H: 8.4mm W: 17.6mm L: 15.2mm
99034	Orion65/67 Connector Flexible Tape to Tape	H: 8.4mm W: 17.6mm L: 180.4mm

DISPLAY TAPE



Code	Description	Dimensions
103841	NEW OrionRGBW Connector Tape to Controller	H: 5mm W: 11mm L: 163mm
103842	NEW OrionRGBW Connector Tape to Tape	H: 5mm W: 11mm L: 13mm
103843	NEW OrionRGBW Connector Flexible Tape to Tape	H: 5mm W: 11mm L: 176mm
99042	OrionRGBW Receiver	H: 24mm W: 88mm L: 91mm
99043	OrionRGBW Remote	H: 22mm W: 55mm L: 113mm
99054	OrionRGBW 30M Cable	L: 30000mm



Code	Description	Dimensions
99045	OrionRGB Connector Tape to Controller	H: 4.8mm W: 14.3mm L: 182.4mm
99046	OrionRGB Connector Tape to Tape	H: 5mm W: 15mm L: 15mm
99047	OrionRGB Connector Flexible Tape to Tape	H: 4.8mm W: 14.3mm L: 182.4mm
99048	OrionRGB Connector T	H: 5.4mm W: 49.5mm L: 29.5mm
99049	OrionRGB Connector X	H: 5.4mm W: 49.5mm L: 49.5mm
99050	OrionRGB Receiver	H: 24mm W: 88mm L: 91mm
99051	OrionRGB Remote	H: 22mm W: 55mm L: 113mm
99053	OrionRGB 30M Cable	L: 30000mm

ORION SMART

Saxby's signature LED tape range



- White plastic & clear silicone
- Constructed from polymer film & silicone rubber
- Complete with LED driver
- 36W LED module (SMD) RGB

INTELLIGENT LIGHTING®
saxbysmart

“Alexa, turn on the lights”

SaxbySmart is compatible with Amazon Echo and Google Home allowing you to control the lights directly using your own voice



Code	Description	Dimensions
99055	OrionSMART 5M Kit IP65 36W	Proj: 2mm W: 10mm L: 5000mm

DISPLAY TAPE

LED DRIVER CONSTANT VOLTAGE

A range of non-dimmable and non dimmable drivers



79682, 98992, 98993



79328, 79329, 98994, 98995, 98996



79332



79330, 79331, 98997



79333, 79334, 79681

Code	Description	Dimmable	IP Rating	Dimensions
98992	LED Driver Constant Voltage 24V 6W	-	IP20	H: 22mm W: 39mm L: 81mm
98993	LED Driver Constant Voltage 24V 12W	-	IP20	H: 22mm W: 39mm L: 98mm
79682	LED Driver Constant Voltage 24V 20W	-	IP20	H: 28mm W: 44mm L: 113mm
79328	LED Driver Constant Voltage 24V 40W	-	IP20	H: 24mm W: 52mm L: 166mm
98994	LED Driver Constant Voltage 24V 50W	-	IP20	H: 32mm W: 61mm L: 184mm
98995	LED Driver Constant Voltage 24V 60W	-	IP20	H: 32mm W: 61mm L: 184mm
79329	LED Driver Constant Voltage 24V 75W	-	IP20	H: 32mm W: 61mm L: 184mm
98996	LED Driver Constant Voltage 24V 100W	-	IP20	H: 32mm W: 61mm L: 184mm
79681	LED Driver Constant Voltage 24V 150W	-	IP20	H: 34mm W: 67mm L: 210mm
79332	LED Driver Constant Voltage 24V 25W	⊕	IP20	H: 30mm W: 52mm L: 128mm
79333	LED Driver Constant Voltage 24V 50W	⊕	IP20	H: 32mm W: 61mm L: 184mm
79334	LED Driver Constant Voltage 24V 100W	⊕	IP20	H: 34mm W: 67mm L: 210mm
79330	LED Driver Constant Voltage IP67 24V 75W	-	IP67	H: 39mm W: 64mm L: 186mm
79331	LED Driver Constant Voltage IP67 24V 150W	-	IP67	H: 40mm W: 70mm L: 191mm
98997	LED Driver Constant Voltage IP67 24V 240W	-	IP67	H: 40mm W: 72mm L: 249mm

RIGEL RECESSED

Extrusion accessories and options

NEW
OPTIONS

2YR
WARRANTY



- Constructed from aluminium alloy & polycarbonate
- Supplied with fitting clips & end caps, with and without holes

Code	Description	Finish	Dimensions
94947	RigelSLIM Recessed	Silver & opal polycarbonate	Proj: 6mm W: 21.7mm L: 2000mm
94948	Rigel Plaster-in Wide	Silver & opal polycarbonate	Proj: 14mm W: 64mm L: 2000mm
97736	RigelSLIM Recessed Wide	Silver & opal polycarbonate	H: 11.2mm W: 30.7mm L: 2000mm
97739	Rigel Recessed Wide	Silver & opal polycarbonate	H: 21.5mm W: 30mm L: 2000mm
80499	Rigel Recessed	Silver & opal polycarbonate	Proj: 13.4mm W: 23.1mm L: 2000mm
80500	Rigel Plaster-in	Silver & opal polycarbonate	Proj: 15.4mm W: 56.9mm L: 2000mm
102665	NEW Rigel Wall Flange Plaster-in	Matt white & opal polycarbonate	H: 19.6mm W: 100mm L: 2000mm
102666	NEW Rigel Recessed Wall Washer	Matt white & opal polycarbonate	H: 13.5mm W: 21mm L: 2000mm
102667	NEW Rigel Plaster-in Wall Washer	Matt white & opal polycarbonate	H: 40mm W: 95mm L: 2000mm
102668	NEW Rigel Wall Corner	Matt white & opal polycarbonate	H: 61mm W: 61mm L: 2000mm

DISPLAY TAPE

RIGEL SURFACE

Extrusion accessories and options



2YR
WARRANTY



- Constructed from aluminium alloy & polycarbonate
- Supplied with fitting clips & end caps, with and without holes

Code	Description	Finish	Dimensions
97732	Rigel Bendable	Silver & opal polycarbonate	Proj: 5.0mm W: 18.0mm L: 2000mm
80497	RigelSLIM Surface	Silver & opal polycarbonate	Proj: 9mm W: 17mm L: 2000mm
94946	RigelSLIM Surface	Matt black & opal polycarbonate	Proj: 9mm W: 17mm L: 2000mm
97734	RigelSLIM Surface	Matt white & opal polycarbonate	Proj: 9mm W: 17mm L: 2000mm
97735	RigelSLIM Surface Wide	Silver & opal polycarbonate	H: 11.2mm W: 23.5mm L: 2000mm
80498	Rigel Surface	Silver & opal polycarbonate	Proj: 13.5mm W: 16.5mm L: 2000mm
97738	Rigel Surface Wide	Silver & opal polycarbonate	H: 21.5mm W: 23.5mm L: 2000mm
80501	Rigel Corner	Silver & opal polycarbonate	Proj: 16mm W: 16mm L: 2000mm
97737	Rigel Corner Wide	Silver & opal polycarbonate	H: 30mm W: 30mm L: 2000mm

Order online www.saxbytrade.com



BATHROOM

Saxby Lighting boasts a range of bathroom lights that are appropriate for various bathroom zones. These come in an array of designs, finishes and colour temperatures to suit your lighting requirements. There's everything from spotlights to shaver mirrors.

SPOTLIGHTS	168
COLLECTION	170
FLUSH	173
MIRROR	176
WALL	184



Sleek design range of spotlights in a polished chrome finish

- 
2YR
 WARRANTY
- 
 CLASS 2
- 
 DIMMABLE
- 
IP44
 RATED
- 
350°
 ROTATION
- 
90°
 TILT



- Constructed from die cast aluminium alloy & glass

Code	Description	Finish	Lamp	Dimensions
39166	Knight 1lt Plate IP44	Chrome plate	GU10 (required)	Proj: 150mm Dia: 80mm
39167	Knight 3lt Round IP44	Chrome plate	GU10 (required)	Proj: 150mm Dia: 240mm
39168	Knight 3lt Plate IP44	Chrome plate	GU10 (required)	Proj: 150mm L: 600mm W: 50mm

PURE

Bathroom fitting finished in chrome plate for effective lighting

2YR WARRANTY | CLASS 2 | DIMMABLE | IP44 RATED



- Constructed from steel & opal duplex glass

Code	Description	Finish	Lamp	Dimensions
34200	Pure 3lt Flush IP44	Chrome plate	G9 (required)	Proj: 90mm Dia: 280mm
34483	Pure 1lt Wall IP44	Chrome plate	E14 candle (required)	Proj: 82mm H: 212mm W: 85mm

BATHROOM COLLECTION

CRYSTAL

Perfect for making a feature piece in any luxury bathroom


2YR
WARRANTY


CLASS 2


DIMMABLE


IP44
RATED



- Constructed from steel & crystal glass

Code	Description	Finish	Lamp	Dimensions
35612	Crystal 5lt Flush IP44	Chrome plate	G9 (required)	Proj: 128mm Dia: 350mm
39629	Crystal 2lt Wall IP44	Chrome plate	G9 (required)	Proj: 78mm H: 255mm W: 85mm

Order online www.saxbytrade.com

LIPCO

The ideal choice for any classic bathroom


2YR
WARRANTY


CLASS 1


PULL
CORD


IP44
RATED



- Constructed from steel
- Chrome plate finish

Code	Description	Lamp	Dimensions
39608	Lipco 1lt Wall IP44	28W G9 (required)	Proj: 130mm H:160mm W: 90mm

BATHROOM COLLECTION

PORTICO

Simple flush bathroom lights available as LED or standard

CLASS 2 | IP44 RATED



- Constructed from steel & frosted glass

Code	Description	Finish	Lamp	K	LM	LM/W	Dimensions
12421	Portico Flush IP44	 Satin nickel	E27 GLS (required)				Proj: 80mm Dia: 300mm
59850	Portico Flush IP44	 Chrome plate	E27 GLS (required)				Proj: 80mm Dia: 300mm
54675	Portico LED Flush IP44	 Satin nickel	9W LED module (SMD)	4000	650	72	Proj: 85mm Dia: 300mm
54676	Portico LED Flush IP44	 Chrome plate	9W LED module (SMD)	4000	650	72	Proj: 85mm Dia: 300mm

Order online www.saxbytrade.com

NOBLE

Super slim, silver LED flush light

1900
LUMENS

 **5YR**
WARRANTY

 **CLASS 1**

 **SMD**

 **IP44**
RATED

 **120°**
BEAM



- Constructed from polycarbonate & die cast aluminium alloy
- Silver finish

Code	Description	Lamp	K	LM	LM/W	Dimensions
54479	Noble 300mm Round Flush IP44	22W LED module (SMD)	4000	1900	86	Proj: 45mm Dia: 300mm
54487	Noble 300mm Square Flush IP44	22W LED module (SMD)	4000	1900	86	Proj: 45mm Sq: 300mm

BATHROOM FLUSH

STAY UP TO DATE WITH THE LATEST PRODUCT RELEASES FROM SAXBY LIGHTING



Follow us on Facebook,
Twitter, Instagram and LinkedIn



NICO

Simple and easy to fit without dismantling the fitting

 **3YR**
WARRANTY

 **CLASS 1**

 **SMD**

 **MOTION**
SENSOR

 **DE-MIST**
PAD

 **SHAVER**
SOCKET

 **IP44**
RATED

280
LUMENS

DUAL
SHAVER
SOCKET



- Constructed from mirrored glass & steel
- Matt silver finish
- 115V - 240V dual socket

Code	Description	Lamp	K	LM	LM/W	Dimensions
60899	Nico Shaver Mirror IP44	10W LED module (SMD)	4000	280	28	H: 700mm W: 500mm Proj: 50mm

BATHROOM MIRROR

Contemporary LED mirror, and LEDs to provide a sharp, crisp light

- 
2YR
 WARRANTY
- 
 CLASS 1
- 
 SMD
- 
MOTION
 SENSOR
- 
SHAVER
 SOCKET
- 
IP44
 RATED

320
LUMENS

DUAL
SHAVER
SOCKET



- Constructed from mirrored glass & steel
- Matt silver finish
- 115V - 240V dual socket



Shaver socket included

Code	Description	Lamp	K	LM	LM/W	Dimensions
13760	Perle Shaver Mirror IP44	2 x 4.8W LED module (SMD)	6500	320	33	H: 600mm W: 500mm Proj: 50mm

Order online www.saxbytrade.com

SPEGEL

LED bathroom mirror which features a motion sensor and built-in shaver socket

 **2YR**
WARRANTY

 **CLASS 1**

 **SMD**

 **MOTION**
SENSOR

 **SHAVER**
SOCKET

 **IP44**
RATED

215
LUMENS

DUAL
SHAVER
SOCKET



Shaver socket included

- Constructed from mirrored glass & steel
- Matt silver finish
- 115V - 240V dual socket

Code	Description	Lamp	K	LM	LM/W	Dimensions
13759	Spegel Shaver Mirror IP44	2 x 3.85W LED module (SMD)	6500	215	28	H: 600mm W: 500mm Proj: 50mm

BATHROOM MIRROR

LED bathroom mirror featuring a demisting pad and motion sensor

- 
2YR
WARRANTY
- 
CLASS 1
- 
SMD
- 
MOTION
SENSOR
- 
DE-MIST
PAD
- 
SHAVER
SOCKET
- 
IP44
RATED

450
LUMENS

DUAL
SHAVER
SOCKET



- Constructed from mirrored glass & steel
- Matt silver finish
- 115V - 240V dual socket



Shaver socket included

Code	Description	Lamp	K	LM	LM/W	Dimensions
60895	Rift Shaver Mirror IP44	8.5W LED Module (SMD)	6000	450	53	H: 500mm W: 600mm Proj: 50mm

Order online www.saxbytrade.com

GLIMPSE

Energy efficient LED bathroom mirror

 **2YR**
WARRANTY

 **CLASS 1**

 **SMD**

 **PULL**
CORD

 **SHAVER**
SOCKET

 **IP44**
RATED

240
LUMENS

DUAL
SHAVER
SOCKET



Shaver socket included

- Constructed from mirrored glass & steel
- Matt silver finish
- 115V - 240V dual socket

Code	Description	Lamp	K	LM	LM/W	Dimensions
72360	Glimpse Shaver Mirror IP44	2 x 4W LED module (SMD)	4000	240	30	H: 500mm W: 390mm Proj: 50mm

BATHROOM MIRROR

MAREH

Simple LED bathroom mirror fitted with a pull cord


2YR
WARRANTY


CLASS 1


SMD


PULL
CORD


IP44
RATED

160
LUMENS



- Constructed from mirrored glass & steel
- Matt silver finish

Code	Description	Lamp	K	LM	LM/W	Dimensions
13758	Mareh Mirror IP44	5.12W LED (SMD)	6500	160	31	H: 500mm W: 390mm Proj: 36mm

Order online www.saxbytrade.com

OMEGA

LED bathroom mirror combines style and function, complete with a glass shelf

 **2YR**
WARRANTY

 **CLASS 1**

 **SMD**

 **MOTION**
SENSOR

 **DE-MIST**
PAD

 **SHAVER**
SOCKET

 **IP44**
RATED

60
LUMENS

DUAL
SHAVER
SOCKET



Shaver socket included

- Constructed from mirrored glass & steel
- Matt silver finish
- 115V - 240V dual socket

Code	Description	Lamp	K	LM	LM/W	Dimensions
39237	Omega Shaver Mirror IP44	2 x 1.5W LED module (SMD)	6500	60	20	H: 500mm W: 390mm Proj: 150mm

BATHROOM MIRROR

REVELO

LED cabinet mirror, fully complete with two shelves

 **2YR**
WARRANTY

 **CLASS 1**

 **SMD**

 **MOTION**
SENSOR

 **SHAVER**
SOCKET

 **IP44**
RATED

320
LUMENS

DUAL
SHAVER
SOCKET



- Constructed from mirrored glass & steel
- Matt silver finish
- 115V - 240V dual socket

Code	Description	Lamp	K	LM	LM/W	Dimensions
60894	Revelo Shaver Cabinet Mirror IP44	2 x 4.8W LED module (SMD)	6000	320	33	H: 600mm W: 650mm Proj: 105mm

Order online www.saxbytrade.com

ICE & SQUARE

Straight lines and boxy design, the ideal choice for any classic bathroom

 **2YR**
WARRANTY

 **IP44**
RATED

LED
COMPATIBLE




39363



39627

- Constructed from steel & matt opal duplex glass
- Chrome plate finish

Code	Description		Lamp	Dimensions
39363	Ice 2lt Wall IP44		2 x G9 (required)	Proj: 75mm H: 246mm W: 83mm
39627	Square 1lt Wall IP44		E14 candle (required)	Proj: 75mm H: 200mm W: 80mm

BATHROOM WALL

MODA

Modern, sleek lighting solution for the bathroom


2YR
WARRANTY


CLASS 2


SMD


IP44
RATED

600
LUMENS



- Chrome effect ABS plastic & frosted polypropylene finish

Code	Description	Lamp	K	LM	LM/W	Dimensions
91802	Moda Round 1lt Wall IP44	8W LED module (SMD)	6500	600	75	Proj: 132mm H: 42mm L: 400mm

Order online www.saxbytrade.com

MODA

Modern take on classic bathroom lighting


2YR
WARRANTY


CLASS 2


SMD


IP44
RATED


ROCKER
SWITCH

1350
LUMENS



- White ribbed & chrome effect abs plastic finish

Code	Description	Lamp	K	LM	LM/W	Dimensions
91796	Moda 1lt Wall IP44	15W LED module (SMD)	6500	1350	90	Proj: 70mm H: 52mm W: 598mm

BATHROOM WALL

Sleek and curved functional LED shaver light

- 
3YR
WARRANTY
- 
CLASS 2
- 
SMD
- 
IP44
RATED
- 
PULL
CORD
- 
SHAVER
SOCKET

600
LUMENS

DUAL
SHAVER
SOCKET



- Constructed from polycarbonate & acrylic
- 110V - 240V switched

Shaver socket included

Code	Description	Lamp	Finish	K	LM	LM/W	Dimensions
91797	Onan Shaver IP44	2 x 6W LED module (SMD)	Chrome	4000	600	50	Proj: 69mm H: 80mm W: 522mm
91798	Onan Shaver IP44	2 x 6W LED module (SMD)	White	4000	600	50	Proj: 69mm H: 80mm W: 522mm



EXTERIOR

Our extensive range of outdoor lights contains everything from bollards to wall lights to decking lights, we have it all. Our products are suited for an array of budgets and offer practicality and functionality as well as style.

COLLECTION	191
WALL	209
BOLLARD	231
FLOODLIGHT	234
BULKHEAD	243
GUIDE	254
DECKING	266
RECESSED	280
SPIKE	285



DESIGNED FOR
LED LAMPS



MULTIPLE OPTIONS
AVAILABLE



MULTIPLE
FINISHES



ANTI CORROSION
STAINLESS STEEL 304

PALIN

Stylish and modern exterior wall lights

The Palin range gives a stunning designer look at an affordable price. It boasts a variety of options such as wall and spotlights as well as PIR versions. Comes in a brushed stainless steel (304), white or black finish.



NEW
PRODUCT

PALIN MARINE GRADE

Marine grade fittings suited to coastal environments


2YR
WARRANTY


CLASS 1


DIMMABLE


IP65
RATED


MARINE
GRADE

MARINE
GRADE
316L

LED
COMPATIBLE

MANUAL
OVERRIDE
PIR



101351



101349

101350

101352

- PIR versions: built-in manual override PIR
- Constructed from stainless steel (316) & glass

Code	Description	Finish	Lamp	Dimensions
101349	NEW Palin 1lt Wall Marine Grade	Brushed stainless steel	GU10 (required)	Proj: 94mm H: 85mm W: 119mm
101350	NEW Palin 2lt Wall Marine Grade	Brushed stainless steel	GU10 (required)	Proj: 94mm H: 85mm W: 158mm
101351	NEW Palin PIR 1lt Wall Marine Grade	Brushed stainless steel	GU10 (required)	Proj: 108mm H: 150mm W: 70mm
101352	NEW Palin PIR 2lt Wall Marine Grade	Brushed stainless steel	GU10 (required)	Proj: 108mm H: 210mm W: 70mm

Order online www.saxbytrade.com

PALIN 1LT WALL & PIR

Stylish and modern exterior wall lights with a designer look

 **2YR**
WARRANTY

 **CLASS 1**

 **DIMMABLE**

 **IP44**
RATED

LED
COMPATIBLE

MANUAL
OVERRIDE
PIR



75431



75435



75442



75434



13801



75441

- PIR versions: built-in manual override PIR
- Constructed from stainless steel (304) & glass

Code	Description	Finish	Lamp	Dimensions
75431	Palin PIR 1lt Wall IP44	Stainless steel	GU10 (required)	Proj: 110mm H: 150mm W: 70mm
75435	Palin PIR 1lt Wall IP44	Black	GU10 (required)	Proj: 110mm H: 150mm W: 70mm
75442	Palin PIR 1lt Wall IP44	White	GU10 (required)	Proj: 110mm H: 150mm W: 70mm
13801	Palin 1lt Wall IP44	Stainless steel	GU10 (required)	Proj: 94mm H: 119mm W: 85mm
75434	Palin 1lt Wall IP44	Black	GU10 (required)	Proj: 94mm H: 119mm W: 85mm
75441	Palin 1lt Wall IP44	White	GU10 (required)	Proj: 94mm H: 119mm W: 85mm

PALIN 2LT WALL & PIR

Stylish and modern exterior wall lights with a designer look

- 
2YR
WARRANTY
- 
CLASS 1
- 
DIMMABLE
- 
IP44
RATED

LED
COMPATIBLE

MANUAL
OVERRIDE
PIR



75430



75432



13802

94792

75439

75433

94793

75440

- PIR versions: built-in manual override PIR
- Constructed from stainless steel (304) & glass

Code	Description	Finish	Lamp	Dimensions
75433	Palin PIR 2lt Wall IP44	Black	GU10 (required)	Proj: 108mm H: 210mm W: 70mm
75430	Palin PIR 2lt Wall IP44	Stainless steel	GU10 (required)	Proj: 108mm H: 210mm W: 70mm
94793	Palin PIR 2lt Wall IP44	Anthracite grey	GU10 (required)	Proj: 108mm H: 210mm W: 70mm
75440	Palin PIR 2lt Wall IP44	White	GU10 (required)	Proj: 108mm H: 210mm W: 70mm
13802	Palin 2lt Wall IP44	Stainless steel	GU10 (required)	Proj: 94mm H: 158mm W: 85mm
75432	Palin 2lt Wall IP44	Black	GU10 (required)	Proj: 94mm H: 158mm W: 85mm
75439	Palin 2lt Wall IP44	White	GU10 (required)	Proj: 94mm H: 158mm W: 85mm
94792	Palin 2lt Wall IP44	Anthracite grey	GU10 (required)	Proj: 94mm H: 158mm W: 85mm

Order online www.saxbytrade.com

PALIN 2LT WALL PHOTOCELL

Stylish and modern exterior wall lights with a designer look

 **2YR**
WARRANTY

 **CLASS 1**

 **DIMMABLE**

 **IP44**
RATED

LED
COMPATIBLE

PHOTOCELL



95555



90130

- Constructed from stainless steel (304) & glass
- Complete with built in Photocell 10±5 lux ON ,30±10lux off

Code	Description	Finish	Lamp	Dimensions
95555	Palin Photocell 2lt Wall IP44	Black	GU10 (required)	Proj: 108mm H: 210mm W: 70mm
90130	Palin Photocell 2lt Wall IP44	Stainless steel	GU10 (required)	Proj: 108mm H: 210mm W: 70mm

EXTERIOR COLLECTION

PALIN SPIKE

Stylish and modern exterior range with a designer look

 **2YR**
WARRANTY

 CLASS 1

 DIMMABLE

 **IP44**
RATED

 **100°**
TILT

LED
COMPATIBLE



75438

13797

13914



- Constructed from stainless steel (304) & glass

Code	Description	Finish	Lamp	Dimensions
13914	Palin 310mm Spike IP44	Stainless steel	GU10 (required)	H: 365mm W: 92mm D: 170mm
13797	Palin 610mm Spike IP44	Stainless steel	GU10 (required)	H: 665mm W: 92mm D: 170mm
75438	Palin 310mm Spike IP44	Black	GU10 (required)	H: 365mm W: 92mm D: 170mm

Order online www.saxbytrade.com

PALIN ADJUSTABLE WALL SPOT LIGHT

Stylish and modern exterior wall lights with a designer look

 **2YR**
WARRANTY

 **CLASS 1**

 **DIMMABLE**

 **IP44**
RATED

 **90°**
TILT

 **350°**
ROTATION

LED
COMPATIBLE



75448



75444



75449



75437



75443



75436

- Constructed from stainless steel (304) & glass

Code	Description	Finish	Lamp	Dimensions
75448	Palin Spot Wall IP44	Stainless steel	GU10 (required)	Proj: 160mm Dia: 85mm H: 148mm
75436	Palin Spot Wall IP44	Black	GU10 (required)	Proj: 160mm Dia: 85mm H: 148mm
75443	Palin Spot Wall IP44	White	GU10 (required)	Proj: 160mm Dia: 85mm H: 148mm
75449	Palin 2lt Spot Wall IP44	Stainless steel	GU10 (required)	Proj: 165mm W: 220mm H: 113mm
75437	Palin 2lt Spot Wall IP44	Black	GU10 (required)	Proj: 165mm W: 220mm H: 113mm
75444	Palin 2lt Spot Wall IP44	White	GU10 (required)	Proj: 165mm W: 220mm H: 113mm

EXTERIOR COLLECTION

PALIN XL

Stylish and modern exterior wall lights with a designer look


2YR
WARRANTY


CLASS 1


DIMMABLE


IP44
RATED

LED
COMPATIBLE



- Brushed stainless steel & clear glass
- Constructed from stainless steel (304) & glass

Code	Description	Finish	Lamp	Dimensions
98437	Palin XL IP44 7W	Stainless steel	GU10 (required)	Proj: 106mm H: 206mm W: 76mm
98438	Palin XL IP44 7W	Black	GU10 (required)	Proj: 106mm H: 206mm W: 76mm

Order online www.saxbytrade.com

ATLANTIS

Marine grade fittings suited to coastal or industrial environments

2YR
WARRANTY

CLASS 1

DIMMABLE

IP65
RATED

MARINE
GRADE

MARINE
GRADE
316L

MANUAL
OVERRIDE
PIR

- Constructed from marine grade stainless steel (316L) & glass
- PIR versions: complete with built-in manual override PIR

Code	Description	Lamp	Dimensions
14016	Atlantis 1lt Wall IP65	GU10 (required)	Proj: 95mm H: 110mm W: 75mm
14015	Atlantis 2lt Wall IP65	GU10 (required)	Proj: 92mm H: 175mm W: 75mm
75429	Atlantis PIR 1lt Wall IP44	GU10 (required)	Proj: 100mm H: 150mm W: 70mm
73445	Atlantis PIR 2lt Wall IP44	GU10 (required)	Proj: 110mm H: 215mm W: 70mm
14017	Atlantis Spot Wall IP65	GU10 (required)	Proj: 160mm Dia: 80mm
73446	Atlantis 2lt Spot IP65	GU10 (required)	Proj: 160mm Dia: 130mm H: 120mm

ATLANTIS

Marine grade fittings suited to coastal or industrial environments

2YR
WARRANTY

CLASS 1

DIMMABLE

IP65
RATED

MARINE
GRADE

MARINE
GRADE
316L



- Constructed from marine grade stainless steel (316L) & glass

Code	Description	LAMP	Dimensions
14018	Atlantis Spike IP65	GU10 (required)	H: 315mm Dia: 63mm
70847	Atlantis 280mm Post IP65	GU10 (required)	H: 280mm W: 193mm D: 105mm
70848	Atlantis 450mm Post IP65	GU10 (required)	H: 450mm W: 193mm D: 105mm

Order online www.saxbytrade.com

ODYSSEY

Premium range of exterior fittings in a choice of wall, post or spike

2YR
WARRANTY

CLASS 1

DIMMABLE

IP65
RATED

LED
COMPATIBLE

MANUAL
OVERRIDE
PIR

97821

97822

ST5009W

ST5009SS

ST5009BK

ST5008W

ST5008S

ST5008BK

ST5010W

ST5010S

78667

• Constructed from stainless steel (304) or aluminium alloy & glass

Code	Description	Finish	Lamp	Dimensions
97821	Odyssey PIR 2lt Wall IP65	Brushed stainless steel	GU10 (required)	Proj: 110mm H: 215mm W: 70mm
97822	Odyssey PIR 2lt Wall IP65	Satin black	GU10 (required)	Proj: 110mm H: 215mm W: 70mm
ST5009SS	Odyssey 1lt Wall IP65	Brushed stainless steel	GU10 (required)	Proj: 95mm H: 110mm W: 78mm
ST5009BK	Odyssey 1lt Wall IP65	Satin black	GU10 (required)	Proj: 95mm H: 110mm W: 78mm
ST5009W	Odyssey 1lt Wall IP65	Gloss white	GU10 (required)	Proj: 95mm H: 110mm W: 78mm
ST5008S	Odyssey 2lt Wall IP65	Brushed stainless steel	GU10 (required)	Proj: 95mm H: 175mm W: 78mm
ST5008BK	Odyssey 2lt Wall IP65	Satin black	GU10 (required)	Proj: 99mm H: 157mm W: 79mm
ST5008W	Odyssey 2lt Wall IP65	Gloss white	GU10 (required)	Proj: 99mm H: 157mm W: 79mm
ST5010S	Odyssey Spot Wall IP65	Brushed stainless steel	GU10 (required)	Proj: 160mm Dia: 80mm
78667	Odyssey Spot Wall IP65	Satin black	GU10 (required)	Proj: 160mm Dia: 80mm
ST5010W	Odyssey Spot Wall IP65	Gloss white	GU10 (required)	Proj: 160mm Dia: 80mm

ODYSSEY SPIKE

Premium range of exterior fittings in a choice of wall, post or spike

2YR
WARRANTY

CLASS 1

DIMMABLE

IP65
RATED

LED
COMPATIBLE

PRE-CABLE
3M



- Constructed from stainless steel (304) & glass

Code	Description	Finish	Lamp	Dimensions
98442	Odyssey Spike 7W	Satin black	GU10 (required)	H: 315mm Dia: 63mm
ST5011	Odyssey Spike IP65	Brushed stainless steel	GU10 (required)	H: 315mm Dia: 63mm

Order online www.saxbytrade.com

ICARUS

Hard wearing, impact resistant exterior wall lights

 **2YR**
WARRANTY

 **CLASS 2**

 **DIMMABLE**

 **IP44**
RATED

81011



81008



81010



81009



- Black polypropylene & clear polycarbonate finish
- PIR versions: built-in manual override PIR
- Suitable for locations in or near marine environments

Code	Description	Finish	Lamp	Dimensions
81008	Icarus 1lt Wall	Black	GU10 (required)	Proj: 89mm H: 122mm W: 80mm
81010	Icarus PIR 1lt Wall	Black	GU10 (required)	Proj: 95mm H: 152mm W: 71mm
81009	Icarus 2lt Wall	Black	GU10 (required)	Proj: 86mm H: 160mm W: 80mm
81011	Icarus PIR 2lt Wall	Black	GU10 (required)	Proj: 95mm H: 212mm W: 71mm

EXTERIOR COLLECTION

EQUINOX

Premium range of exterior fittings in a choice of wall, post or spike


2YR
WARRANTY


CLASS 1


IP44
RATED


MARINE
GRADE

MARINE
GRADE
316L



- Constructed from marine grade stainless steel (316L) & polycarbonate
- E27 lamps must have a diameter of 55mm or less to fit into the product

Code	Description	Lamp	Dimensions
49909	Equinox 1lt Wall IP44	E27 PL (required)	Proj: 178mm H: 295mm W: 116mm
49910	Equinox Post IP44	E27 PL (required)	H: 500mm Dia: 156mm
49911	Equinox Bollard IP44	E27 PL (required)	H: 800mm Dia: 156mm

Order online www.saxbytrade.com

TANGO

Contemporary collection of exterior fittings

 **2YR**
WARRANTY

 **CLASS 1**

 **IP44**
RATED

LED
COMPATIBLE

MANUAL
OVERRIDE
PIR



- Constructed from stainless steel (304) & polycarbonate

Code	Description	Lamp	Dimensions
13921	Tango 1lt Wall IP44	E27 (required)	Proj: 160mm H: 260mm W: 102mm
92532	Tango Wall PIR IP44	E27 (required)	Proj: 160mm H: 269mm W: 102mm
13922	Tango Post IP44	E27 (required)	H: 450mm Dia: 138mm
13923	Tango Bollard IP44	E27 (required)	H: 800mm Dia: 138mm

EXTERIOR COLLECTION

BLISS

Robust modern fittings available as a wall or bollard


2YR
WARRANTY


CLASS 1


IP44
RATED

LED
COMPATIBLE



- Constructed from stainless steel (304) & polycarbonate

Code	Description	Lamp	Dimensions
13798	Bliss 1lt Wall IP44	E27 (required)	Proj: 170mm H: 220mm W: 100mm
92531	Bliss Post IP44	E27 (required)	H: 500mm Dia: 140mm
13799	Bliss Bollard IP44	E27 (required)	H: 800mm Dia: 140mm

Order online www.saxbytrade.com

ROKO

Marine grade fittings suited to coastal or industrial environments

 **2YR**
WARRANTY

 **CLASS 1**

 **IP44**
RATED

 **MARINE**
GRADE

MARINE
GRADE
316L

LED
COMPATIBLE

GU10
REQUIRED



- Constructed from marine grade stainless steel (316) & polycarbonate

Code	Description	Lamp	Dimensions
67701	Roko 1lt Wall IP44	GU10 (required)	Proj: 195mm H: 228mm W: 160mm
67702	Roko PIR 1lt Wall IP44	GU10 (required)	Proj: 195mm H: 238mm W: 160mm
67703	Roko Post IP44	GU10 (required)	H: 500mm Dia: 160mm
67704	Roko Bollard IP44	GU10 (required)	H: 1000mm Dia: 160mm

EXTERIOR COLLECTION

PYRAMID

High quality exterior LED lighting, matching range items available

3YR
WARRANTY

CLASS 1

SMD

IP44
RATED

80
CRI

6
SDCM

300
LUMENS

MANUAL
OVERRIDE
PIR

92533



92534



13929



13928



- Constructed from stainless steel (304) & polycarbonate

Code	Description	Lamp	K	LM	LM/W	Dimensions
13928	Pyramid 1lt Wall IP44	3.3W LED (SMD)	6500	300	91	Proj: 130mm H: 145mm W: 85mm
92533	Pyramid Wall PIR	3.3W LED (SMD)	6500	300	91	Proj: 130mm H: 165mm W: 85mm
13929	Pyramid Post IP44	3.3W LED (SMD)	6500	300	91	H: 500mm Dia: 120mm
92534	Pyramid Bollard	3.3W LED (SMD)	6500	300	91	H: 800mm Dia: 120mm

Order online www.saxbytrade.com

TRIBECA

Premium finish wall light constructed from die cast aluminium

 **3YR**
WARRANTY

 CLASS 1

 SMD

 **IP54**
RATED

 **80**
CRI

300
LUMENS



EL-40074



EL-40075

EL-40076

- Constructed from die cast aluminium alloy & frosted acrylic
- Textured grey finish

Code	Description	Lamp	K	LM	LM/W	Dimensions
EL-40074	Tribeca 1lt Wall IP54	8W LED module (SMD)	6000	300	38	Proj: 169mm H: 200mm W: 128mm
EL-40075	Tribeca Post IP54	8W LED module (SMD)	6000	300	38	H: 500mm W: 128mm D: 123mm
EL-40076	Tribeca Bollard IP54	8W LED module (SMD)	6000	300	38	H: 800mm W: 128mm D: 123mm

EXTERIOR COLLECTION

CAMBER

Stylish and modern curved wall light suitable for use with LED lamps


2YR
WARRANTY


CLASS 1


DIMMABLE


IP44
RATED

LED
COMPATIBLE

GU10
REQUIRED



- Constructed from die cast aluminium alloy & clear glass

Code	Description	Finish	Lamp	Dimensions
95554	Camber IP44	Textured black paint	GU10 (required)	Proj: 86mm W: 72mm H: 148mm

Order online www.saxbytrade.com



PIR
OPTION



BOLLARD
OPTION



IP44
RATED



2YR
WARRANTY

HAYDEN

Modern, anthracite, exterior wall and bollard family

The Hayden is an exterior family range which includes a wall light with PIR option and bollard. The Hayden is modern in design and finish, and has an IP44 rating for placement outdoors. Suitable for use with E27 lamps.

HAYDEN

Anthracite grey and clear LED exterior wall light and bollard


2YR
WARRANTY


CLASS 1


DIMMABLE


IP44
RATED

PIR
OPTION

E27
LAMP
REQUIRED

98439




98440



99756



- Constructed from stainless steel (304) & polycarbonate
- Complete with built in Manual override PIR

Code	Description	Lamp	Dimensions
98439	Hayden Wall IP44 15W	15W LED E27 (required)	Proj: 136mm H: 230mm W: 89mm
98440	Hayden Bollard IP44 15W	15W LED E27 (required)	H: 800mm Dia: 140mm
99756	Hayden PIR IP44 15W	 15W LED E27 (required)	Proj: 145mm H: 262mm W: 89mm

Order online www.saxbytrade.com

SENTINEL

Versatile outdoor security lights


2YR
WARRANTY


CLASS 1


SMD


PHOTOCELL
SENSOR


IP44
RATED


80
CRI

1480
LUMENS



- Constructed from black PC & die cast aluminium alloy
- 180° detection angle, 12m maximum range with a 10±5 sec - 4± 1 min timer function plus daylight function
- Proj: 147mm H: 164mm W: 195mm

Code	Description	Lamp	K	LM	LM/W
75272	Sentinel IP44	2 x 10W LED module (SMD) daylight white	6000	1480	74

EXTERIOR WALL

BIANCO

Brushed stainless steel exterior wall light

CLASS 2


IP44
RATED

470
LUMENS

PIR
OPTION



- Constructed from stainless steel (304) & polypropylene

Code	Description	Lamp	K	LM	LM/W	Dimensions
75930	Bianco LED 1lt Wall IP44	 7W LED module (SMD)	3000	470	67	Proj: 93mm H: 260mm W: 230mm
75931	Bianco LED PIR 1lt Wall IP44	 7W LED module (SMD)	3000	470	67	Proj: 104mm H: 260mm W: 230mm
ST031F	Bianco 1lt Wall IP44	 E27 GLS (required)	-	-	-	Proj: 91mm H: 291mm W: 216mm
ST031FPIR	Bianco PIR 1lt Wall IP44	 E27 GLS (required)	-	-	-	Proj: 92mm H: 300mm W: 216mm

Order online www.saxbytrade.com

DORON

High quality outdoor wall light with a simplistic design


2YR
WARRANTY


CLASS 1


DIMMABLE


IP44
RATED

LED
COMPATIBLE

13915



43655



- Constructed from die cast aluminium alloy & glass

Code	Description	Lamp	Dimensions
43655	Doron 1lt Wall IP44	GU10 (required)	Proj: 98mm H: 80mm W: 66mm
13915	Doron 2lt Wall IP44	GU10 (required)	Proj: 100mm H: 145mm W: 65mm

EXTERIOR WALL

MORTI

Premium range of die cast aluminium LED wall lights finished in textured anthracite grey

3YR
WARRANTY

CLASS 1

COB

IP44
RATED

80
CRI

6
SDCM

PHOTOCELL
SENSOR

90°
TILT

UP TO
720
LUMENS

120°
BEAM ANGLE

PIR
OPTION



- Constructed from die cast aluminium alloy & clear glass
- Textured dark matt anthracite finish

67687

Code	Description	Lamp	K	LM	LM/W	Dimensions
67685	Morti Single IP44	10W LED module (COB)	4000	620	62	Proj: 64mm H: 102mm W: 85mm
67686	Morti PIR IP44	10W LED module (COB)	4000	620	62	Proj: 64mm H: 151mm W: 85mm
67687	Morti Twin IP44	2 x 5.5W LED module (COB)	4000	720	65	Proj: 57mm H: 170mm W: 84mm

Order online www.saxbytrade.com



**PREMIUM
CONSTRUCTION**



**PIR
OPTION**



**IP44
RATED**



**2YR
WARRANTY**

LANTERN

Designer exterior wall lantern with PIR option

The Lantern is a rectangle wall light with a contemporary design. Made from durable die cast aluminium and IP44 rated, this fitting is ideal for an array of modern outdoor decors. Standard & PIR options available.

LANTERN

Designer exterior wall lantern with PIR


2YR
WARRANTY


CLASS 1


IP44
RATED

GU10
LAMP
REQUIRED

99548



99549



- Constructed from die cast aluminium alloy & polycarbonate
- Textured grey & opal pc
- PIR version: built in Manual override PIR
- 10 lux - 2000 lux. 110° detection angle, 12m maximum range with a 5 sec - 5 min timer function

Code	Description	Lamp	Dimensions
99548	Lantern IP44	GU10 (Required)	Proj: 93mm H: 210mm W: 75mm
99549	Lantern PIR IP44	GU10 (Required)	Proj: 105mm H: 210mm W: 73mm

Order online www.saxbytrade.com

ORETI

Die cast aluminium LED wall lights finished in textured anthracite grey

3YR
WARRANTY

CLASS 1

COB

IP44
RATED

80
CRI

6
SDCM

PHOTOCELL
SENSOR

350°
ROTATION

850
LUMENS

120°
BEAM ANGLE

PIR
OPTION



67695



67696

- Constructed from die cast aluminium alloy & clear glass
- Textured dark matt anthracite finish

Code	Description	Lamp	K	LM	LM/W	Dimensions
67695	Oreti IP44	11.6W LED module (COB)	4000	850	73.3	Proj: 141mm H: 101mm W: 108mm
67696	Oreti PIR IP44	11.6W LED module (COB)	4000	850	73.3	Proj: 141mm H: 151mm W: 108mm

EXTERIOR WALL

VULCAN

Die cast aluminium wall fitting; horizontal and vertical mounting options

 **3YR**
WARRANTY

 **CLASS 1**

 **COB**

 **IP65**
RATED

 **80**
CRI

 **5**
SDCM

 **120°**
BEAM

 **IK08**
RATED

640
LUMENS



- Constructed from die cast aluminium alloy & opal polycarbonate
- Textured Matt white/black finish

Code	Description	Finish	Lamp	K	LM	LM/W	Dimensions
61866	Vulcan 300mm 1lt Wall	Matt white	12W LED module (COB)	3000	640	53	Proj: 100mm H: 120mm W: 300mm
61865	Vulcan 300mm 1lt Wall	Matt black	12W LED module (COB)	3000	640	53	Proj: 100mm H: 120mm W: 300mm

Order online www.saxbytrade.com

GLOVER CCT

Stylish outdoor wall light with adjustable beam angle

 **3YR**
WARRANTY

 **CLASS 1**

 **SMD**


 **IP44**
RATED

 **80**
CRI

 **6**
SDCM

UP TO
950
LUMENS

CCT
3000/4000
/6000K



90961

97823

97824



- Constructed from aluminium alloy & clear glass
- 2 x 5.5W LED module (SMD) CCT

Code	Description	Finish	K	LM	LM/W	Dimensions
97823	Glover Twin CCT IP44	Matt white	3000/4000/6000	950	86	H: 150mm W: 68mm D: 70mm
97824	Glover CCT IP44	Matt black	3000/4000/6000	610	55	H: 100mm W: 100mm D: 100mm
79196	Glover Twin CCT IP44	Matt black	3000/4000/6000	610	55	H: 150mm W: 68mm D: 70mm
90961	Glover CCT IP44	Matt white	3000/4000/6000	950	86	H: 100mm W: 100mm D: 100mm

EXTERIOR WALL



79196

WARE

Corner wall lights to transform any wall or entrance

2YR
WARRANTY

CLASS 2

DIMMABLE

IP44
RATED

CORNER
MOUNT



- Constructed from polycarbonate & glass

Code	Description	Lamp	Finish	Dimensions
EL-40088	Ware 1lt Wall IP44	E27 GLS (required)	Black pc & white glass	Proj: 255mm H: 207mm W: 162.5mm

EXTERIOR WALL

BRETON

Contemporary box style wall light with an IP44 rating

 **3YR**
WARRANTY

 **CLASS 1**

 **DIMMABLE**

 **IP44**
RATED

PIR
OPTION



- Constructed from stainless steel (304) & glass
- PIR version: built in Manual override PIR
- 10 lux - 2000 lux, 110° detection angle, 12m maximum range with a 5 sec - 5 min timer function

Code	Description	Finish	Lamp	Dimensions
97820	Breton PIR IP44	Brushed stainless steel	E27 GLS (required)	Proj: 112mm H: 238mm W: 120mm
90960	Breton 1lt Wall IP44	Brushed stainless steel	E27 GLS (required)	Proj: 112mm H: 238mm W: 116mm
78757	Breton 1lt Wall IP44	Matt black	E27 GLS (required)	Proj: 112mm H: 238mm W: 116mm
94348	Breton PIR IP44	Matt black	E27 GLS (required)	Proj: 112mm H: 238mm W: 120mm

Order online www.saxbytrade.com

YORK

Stainless steel wall light with standard or PIR options available

 **2YR**
WARRANTY

 **CLASS 1**

 **DIMMABLE**

 **IP44**
RATED

PIR
OPTION

4479782



4478182



- Constructed from stainless steel (304) & polycarbonate
- PIR version: 120° detection angle 8m maximum range min 5sec-5min timer function

Code	Description	Lamp	Dimensions
4478182	York 1lt Wall IP44	E27 GLS (required)	Proj: 238mm H: 340mm W: 210mm
4479782	York PIR 1lt Wall IP44 	E27 GLS (required)	Proj: 240mm H: 365mm W: 210mm

EXTERIOR WALL

INOVA PIR

Exterior wall light suitable for lighting paths and doorways


2YR
WARRANTY


CLASS 1


PIR
SENSOR


IP44
RATED

PIR



- Constructed from stainless steel (304) & polycarbonate
- 110° detection angle, 8m maximum range with a 5 sec - 5 min timer function

Code	Description	Finish	Lamp	Dimensions
49945	Inova PIR 11lt Wall IP44	Brushed stainless steel	E27 GLS (required)	Proj: 255mm H: 380mm W: 240mm
49946	Inova PIR 11lt Wall IP44	Matt black	E27 GLS (required)	Proj: 255mm H: 380mm W: 240mm

Order online www.saxbytrade.com

PAGODA PIR

Exterior wall light designed for any modern environment


2YR
WARRANTY


CLASS 1


LED


PHOTOCELL
SENSOR


IP44
RATED

PIR



- Constructed from stainless steel (304) & polycarbonate
- PIR version: 10 lux on, 10 lux off. 110° detection angle, 8m maximum range with a 5 sec - 5 min timer function

Code	Description	Lamp	Dimensions
13924	Pagoda PIR 1lt Wall IP44	E27 (required) & 12 x 0.05W LED (Included)	Proj: 215mm H: 335mm W: 170mm

EXTERIOR WALL

TRADITIONAL

Robust die cast exterior wall light; standard and PIR options available


2YR
WARRANTY


CLASS 1


DIMMABLE


IP44
RATED

PIR
OPTION



1818S

1818PIR



- Constructed from die cast aluminium alloy & polycarbonate
- Satin black finish

Code	Description	Lamp	Dimensions
1818S	Traditional Half Lantern IP44	E27 GLS (required)	Proj: 126mm H: 400mm W: 215mm
1818PIR	Traditional PIR Half Lantern IP44	E27 GLS (required)	Proj: 126mm H: 400mm W: 215mm

Order online www.saxbytrade.com

HALBURY

Traditional outdoor wall light in a choice of finishes



CLASS 2



SMD



IP44
RATED



80
CRI



6
SDCM

UP TO
500
LUMENS

PIR



- Frosted polycarbonate
- Proj: 98mm H: 365.5mm W: 180mm
- 20 lux on 2000 lux off
- 130° detection angle 8 maximum range with a 5 second-5min timer function

Code	Description		Finish	Lamp	K	LM	LM/W
54554	Halbury PIR 1lt Wall IP44		Matt white	7W LED module (SMD)	4000	500	71
54553	Halbury PIR 1lt Wall IP44		Matt black	7W LED module (SMD)	4000	500	71

EXTERIOR WALL

BAYSWATER

IP44 rated, rust proof wall lights; suitable for use with LED lamps


2YR
WARRANTY


CLASS 2


DIMMABLE


IP44
RATED

TWO
MOUNT
OPTIONS

LED
COMPATIBLE



Can be mounted up or down



- Constructed from polypropylene & glass

Code	Description	Finish	Lamp	Dimensions
40045	Bayswater 1lt Wall IP44	Black	E27 GLS (required)	Proj: 212mm H: 356mm W: 171mm

Order online www.saxbytrade.com

OUR PRODUCTS



SAFE, FAST FIX
INSTALLATION



THE RIGHT PRODUCT
FOR THE JOB



MORE FUNCTIONALITY
THE RIGHT PRICE



INDUSTRY LEADING
WARRANTIES

OUR SERVICE



SAXBY TRADE
EXCLUSIVE PORTAL



TECHNICAL SUPPORT
LIGHTING DESIGN



NEXT DAY DELIVERY
4PM CUT OFF



MARKETING
SUPPORT

LOUVRE BLACK

Robust die cast exterior bollard suitable for commercial use


2YR
WARRANTY


CLASS 1


DIMMABLE


IP44
RATED

LED
COMPATIBLE



Photocell sensor



97853

CH200E27BK

CH201E27BK

- Constructed from die cast aluminium alloy & polycarbonate
- Matt black finish
- Photocell version: 50±10 lux on, 100±10 lux off

Code	Description	Lamp	Dimensions
97853	Louvre Photocell Bollard IP44	E27 GLS (required)	H: 1000mm Dia: 170mm
CH200E27BK	Louvre Bollard IP44	E27 GLS (required)	H: 1000mm Dia: 170mm
CH201E27BK	Louvre Post IP44	E27 GLS (required)	H: 650mm Dia: 170mm

Order online www.saxbytrade.com

DAX CCT BOLLARD

Robust die cast exterior bollard using the latest in colour changing technology

 **5YR**
WARRANTY

 **CLASS 1**

 **IP44**
RATED

 **80**
CRI

 **IK08**

1350
LUMENS

CCT
3000/4000
/6000K



Root kit included



CCT Switchable

- Constructed from die cast aluminium alloy & polycarbonate
- Textured black finish
- Comes complete with root kit

Code	Description	Lamp	K	LM	LM/W	Dimensions
92310	Dax CCT Bollard	20W LED module (SMD)	3000/4000/6000	1350	68	H: 1000mm Dia: 181mm

EXTERIOR BOLLARD

ZONE

High quality professional bollardsuitable for commercial use


2YR
WARRANTY


CLASS 1


IP65
RATED



Root kit

- Constructed from die cast aluminium alloy & polycarbonate

Code	Description	Finish	Lamp	Dimensions
13822	Zone Bollard IP65	Textured black	E27 (required)	H: 980mm Dia: 170mm
80775	Root Kit	-	-	H: 150mm Dia: 134mm

Order online www.saxbytrade.com



**PLUG
AND PLAY**



**MULTI WATTAGES
AVAILABLE**



**IP65
RATED**



**SENSORS
AVAILABLE**

SALDE

All in one floodlight solution

The Salde LED floodlight is Saxby's signature range. Its unique design offers stand-alone IP65 floodlight installation or optional Plug & Play PIR, photocell and microwave sensors controls – all with an IP65 rating. The range of 10W, 20W, 30W and 50W, LED floodlights are completely rewirable with easy accessible screw terminals. The front lens has a prismatic centre for enhanced LED lighting control. A truly professional range offering mix and match options to cover all types of installations.

SALDE BLACK

Complete floodlight solution in one range


3YR
WARRANTY


CLASS 1


SMD


IP65
RATED

UP TO
4000
LUMENS

ANGLED
BRACKET

PRE-CABLE
1M



- Plug & Play accessories available (PIR, Microwave sensor, Photocell)
- Angled mounting bracket
- Driverless ACLED technology

Code	Description	Finish	K	LM	LM/W	Dimensions
91860	Salde 10W	Matt black	4000	800	80	Proj: 32mm H: 173mm W: 105mm
91861	Salde 20W	Matt black	4000	1600	80	Proj: 33mm H: 186mm W: 126mm
91862	Salde 30W	Matt black	4000	2400	80	Proj: 32mm H: 206mm W: 155mm
91863	Salde 50W	Matt black	4000	4000	80	Proj: 32mm H: 235mm W: 209mm

Order online www.saxbytrade.com

SALDE WHITE

Complete floodlight solution in one range

 **3YR**
WARRANTY

 **CLASS 1**

 **SMD**

 **IP65**
RATED

UP TO
4000
LUMENS

ANGLED
BRACKET

PRE-CABLE
1M



- Plug & Play accessories available (PIR, Microwave sensor, Photocell)
- Angled mounting bracket
- Driverless ACLED technology

Code	Description	Finish	K	LM	LM/W	Dimensions
98443	Salde 10W	Matt white	4000	800	80	Proj: 32mm H: 173mm W: 105mm
98444	Salde 20W	Matt white	4000	1600	80	Proj: 33mm H: 186mm W: 126mm
98445	Salde 30W	Matt white	4000	2400	80	Proj: 32mm H: 206mm W: 155mm
98446	Salde 50W	Matt white	4000	4000	80	Proj: 32mm H: 235mm W: 209mm

EXTERIOR FLOODLIGHT

SALDE ACCESSORIES

Plug and play accessories, with an IP65 rating

3YR
WARRANTY

IP65
RATED

MANUAL
OVERRIDE
PIR



98447



91864



91865



91866



78970



Remove cap



Remove pin



Add sensor

Code	Description	Finish	Dimensions
98447	Salde PIR Accessory	Matt white	Proj: 49.8mm H: 75mm W: 64mm
91864	Salde PIR Accessory	Matt black	Proj: 49.8mm H: 75mm W: 64mm
91865	Salde MW Accessory	Matt black	Proj: 46.3mm H: 75mm W: 64mm
91866	Salde Photocell Accessory	Matt black	Proj: 46.3mm H: 75mm W: 64mm
78970	Earth Spike	Matt black	H: 170mm Dia: 45mm

Order online www.saxbytrade.com

SALDE TWIN SPOT CCT

Complete floodlight solution in one range

 **3YR**
WARRANTY

 **CLASS 1**

 **COB**

 **IP54**
RATED

 **80**
CRI

 **90°**
TILT

1800
LUMENS



91864



91865



91866



- Plug & Play accessories available (PIR, Microwave sensor, Photocell)

Code	Description	Finish	K	LM	LM/W	Dimensions
99544	Salde Twin Spot CCT	Matt black	3000/4000/6000	1800	90	Proj: 175mm H: 137mm W: 215mm
91864	Salde PIR Accessory	Matt black	-	-	-	Proj: 49.8mm H: 75mm W: 64mm
91865	Salde MW Accessory	Matt black	-	-	-	Proj: 46.3mm H: 75mm W: 64mm
91866	Salde Photocell Accessory	Matt black	-	-	-	Proj: 46.3mm H: 75mm W: 64mm

EXTERIOR FLOODLIGHT

MANTRA

Modern, high performance slim flood lights

3YR
WARRANTY

CLASS 1

SMD

IP65
RATED

80
CRI

IK10
RATED

UP TO
18,000
LUMENS

PRE-CABLE
1M



- Constructed from die cast aluminium alloy & clear glass
- Matt black finish

Code	Description	Lamp	K	LM	LM/W	Dimensions
78971	Mantra 100W IP65	100W LED module (SMD)	6500	9000	90	Proj: 38mm H: 321mm W: 282mm
78972	Mantra 150W IP65	150W LED module (SMD)	6500	13500	90	Proj: 51mm H: 420mm W: 333mm
78973	Mantra 200W IP65	200W LED module (SMD)	6500	18000	90	Proj: 51mm H: 470mm W: 385mm

Order online www.saxbytrade.com

SURGE

Compact and budget friendly floodlight

 **3YR**
WARRANTY

 **CLASS 1**

 **SMD**

 **IP65**
RATED

 **80**
CRI

UP TO
4000
LUMENS

ANGLED
BRACKET

PRE-CABLE
1M



Angled bracket

- Constructed from die cast aluminium alloy & glass
- Matt black finish
- LED module (SMD)



Code	Description	K	LM	LM/W	Dimensions
78962	Surge 10W IP65 10W	4000	800	80	Proj: 27mm H: 125mm W: 104mm
78964	Surge 20W IP65 20W	4000	1600	80	Proj: 28mm H: 152mm W: 125mm
78966	Surge 30W IP65 30W	4000	2400	80	Proj: 27mm H: 209mm W: 168mm
78968	Surge 50W IP65 50W	4000	4000	80	Proj: 36mm H: 237mm W: 200mm
78970	Earth Spike	-	-	-	H: 170mm Dia: 45mm

EXTERIOR FLOODLIGHT

SURGE PIR

Compact and budget friendly floodlight


3YR
WARRANTY


CLASS 1


SMD


IP44
RATED


80
CRI

UP TO
4000
LUMENS

ANGLED
BRACKET

PRE-CABLE
1M

MANUAL
OVERRIDE
PIR



- Constructed from die cast aluminium alloy & glass
- Matt black finish
- LED module (SMD)
- Complete with manual override PIR
- 2 - 2000 lux
- 120° detection angle
- 8±2m maximum range with 10±5 sec 8±2min timer function



Code	Description	K	LM	LM/W	Dimensions
78963	Surge 10W PIR IP44 10W	4000	800	80	Proj: 55mm H: 165mm W: 104mm
78965	Surge 20W PIR IP44 20W	4000	1600	80	Proj: 55mm H: 189mm W: 125mm
78967	Surge 30W PIR IP44 30W	4000	2400	80	Proj: 54mm H: 252mm W: 168mm
78969	Surge 50W PIR IP44 50W	4000	4000	80	Proj: 57mm H: 287mm W: 200mm

Order online www.saxbytrade.com

OUR PRODUCTS



SAFE, FAST FIX
INSTALLATION



THE RIGHT PRODUCT
FOR THE JOB



MORE FUNCTIONALITY
THE RIGHT PRICE



INDUSTRY LEADING
WARRANTIES

OUR SERVICE



SAXBY TRADE
EXCLUSIVE PORTAL



TECHNICAL SUPPORT
LIGHTING DESIGN



NEXT DAY DELIVERY
4PM CUT OFF



MARKETING
SUPPORT

MOTION LED PIR

Tough vandal resistant security PIR bulkhead


5YR
WARRANTY


CLASS 1


SMD


IP44
RATED


PIR
SENSOR

PIR



- Constructed from polycarbonate
- Proj: 112mm H: 276mm W: 113mm

Code	Description		Finish	Lamp	K	LM	LM/W
73717	Motion LED PIR 1lt Wall IP44 6W	 	Gloss white	6W LED module (SMD)	6000	600	100
73716	Motion LED PIR 1lt Wall IP44 6W	 	Black	6W LED module (SMD)	6000	600	100
48740	Motion PIR 1lt Wall IP44		Gloss white	E27 (required)	-	-	-
48739	Motion PIR 1lt Wall IP44		Black	E27 (required)	-	-	-

Order online www.saxbytrade.com

Wall back & gasket

PCB & driver

Diffuser

Cover



IK10
RATED



MULTIPLE
FINISHES



BUILD
YOUR OWN



EMERGENCY &
SENSOR OPTIONS

LUIK

Tough and robust surface mounted bulkhead

The Luik is a tough and robust bulkhead luminaire, constructed from die-cast aluminium with a durable powder coating finish and a polycarbonate diffuser. The light fitting also benefits from an IP65 rating and an IK10 impact rating. Easy to install, available in plain, eyelid and grill bezel, with options of emergency and microwave sensor. The Luik is ideally suited for public buildings, car parks, industrial facilities, in both exterior and interior applications. Available in a choice of finishes.




CREATE YOUR PERFECT LUIK BULKHEAD

1. Firstly choose your style and colour from our plain, eyelid and grill options, which are all available in black, white or grey.
2. Then pick your gear tray, the options are standard, microwave, emergency or microwave emergency.

1. Select your casing style & colour...

Code	Description	Finish	Complete product lumen	Dimensions
61646	Luik Plain Casing IP65	Black	1210	Proj: 64mm Dia: 359mm
61648	Luik Eyelid Casing IP65	Black	770	Proj: 68mm Dia: 359mm
61650	Luik Grill Casing IP65	Black	1010	Proj: 74mm Dia: 359mm
61647	Luik Plain Casing IP65	Grey	1210	Proj: 64mm Dia: 359mm
61649	Luik Eyelid Casing IP65	Grey	770	Proj: 68mm Dia: 359mm
61651	Luik Grill Casing IP65	Grey	1010	Proj: 74mm Dia: 359mm
69231	Luik Plain Casing IP65	White	1210	Proj: 64mm Dia: 359mm
69232	Luik Eyelid Casing IP65	White	770	Proj: 68mm Dia: 359mm
69233	Luik Grill Casing IP65	White	1010	Proj: 74mm Dia: 359mm

2. Now select your tray...

Code	Description	Lamp	K	Dimensions
61652	Luik Gear Tray	18W LED module (SMD)	4000	H: 23mm Dia: 282mm
61653	Luik EM Gear Tray	 18W LED module (SMD)	4000	H: 40mm Dia: 282mm
72180	Luik Microwave Gear Tray	18W LED module (SMD)	4000	H: 32mm Dia: 282mm
72181	Luik Microwave EM Gear Tray	 18W LED module (SMD)	4000	H: 40mm Dia: 282mm

LUCCA

Robust die cast functional exterior wall packs for commercial applications

 **5YR**
WARRANTY

 CLASS 1

 SMD

 **IP65**
RATED

 **80**
CRI

 **120°**
BEAM

 **IK08**
RATED

2400
LUMEN

PIR
OPTION



- Constructed from die cast aluminium alloy & opal polycarbonate
- Matt black finish

Code	Description	Lamp	K	LM	LM/W	Dimensions
67176	Lucca IP65	30W LED module (SMD)	4000	2400	80	Proj: 125mm H: 310mm W: 265mm
67177	Lucca Photocell IP65 	30W LED module (SMD)	4000	2400	80	Proj: 125mm H: 310mm W: 265mm

EXTERIOR BULKHEAD

LUCCA MINI

Compact and functional exterior wall light. IP65 and IK08 rated


5YR
WARRANTY


CLASS 2


SMD


IP65
RATED


80
CRI


120°
BEAM


IK08
RATED

1500
LUMEN

PIR
OPTION



- Black polycarbonate finish

Code	Description	Lamp	K	LM	LM/W	Dimensions
77914	Lucca Mini IP65	15W LED module (SMD)	4000	1500	88	Proj: 73mm H: 275mm W: 185mm
77915	Lucca Mini MW IP65	 15W LED module (SMD)	4000	1500	88	Proj: 73mm H: 275mm W: 185mm
77916	Lucca Mini Photocell IP65	 15W LED module (SMD)	4000	1500	88	Proj: 73mm H: 275mm W: 185mm

Order online www.saxbytrade.com

SERAN

Slimline LED bulkheads suitable for both commercial and domestic use

 **5YR**
WARRANTY

 **CLASS 2**

 **SMD**

 **IP65**
RATED

 **80**
CRI

 **120°**
BEAM

 **IK08**
RATED

UP TO
1000
LUMENS

55690



55692



55689



55691



- Constructed from polycarbonate

Code	Description	Lamp	Finish	K	LM	LM/W	Dimensions
55691	Seran Plain IP65	12W LED module (SMD)	Matt white	6000	1000	83	Proj: 90mm Dia: 300mm
55692	Seran Eyelid IP65	12W LED module (SMD)	Matt white	6000	800	67	Proj: 93mm Dia: 300mm
55689	Seran Plain IP65	12W LED module (SMD)	Matt black	6000	1000	83	Proj: 90mm Dia: 300mm
55690	Seran Eyelid IP65	12W LED module (SMD)	Matt black	6000	800	67	Proj: 93mm Dia: 300mm

EXTERIOR BULKHEAD

SERAN MICROWAVE

Slimline LED bulkheads suitable for both commercial and domestic use

 **5YR**
WARRANTY

 **CLASS 2**

 **SMD**

 **IP65**
RATED

 **80**
CRI

 **120°**
BEAM

 **IK08**
RATED

UP TO
1000
LUMENS

78607



78608



- Constructed from polycarbonate

Code	Description	Lamp	Finish	K	LM	LM/W	Dimensions
78607	Seran Microwave Plain	12W LED module (SMD)	Matt black	6000	1000	83	Proj: 90mm Dia: 300mm
78608	Seran Microwave Eyelid	12W LED module (SMD)	Matt black	6000	800	67	Proj: 93mm Dia: 300mm

Order online www.saxbytrade.com

AVIT

Budget LED bulkhead with weatherproof conduit entry at the top and bottom

 **5YR**
WARRANTY

 **CLASS 2**

 **SMD**

 **IP65**
RATED

 **80**
CRI

 **120°**
BEAM

 **IK08**
RATED

1000
LUMEN



- Constructed from polycarbonate & ABS plastic
- Clear prismatic & black finish

Code	Description	Lamp	K	LM	LM/W	Dimensions
91238	Avit IP65	10W LED module (SMD)	4000	1000	100	Proj: 130mm H: 240mm W: 116mm

EXTERIOR BULKHEAD

ROND

Tough and robust exterior bulkheads

 **3YR**
WARRANTY

 **CLASS 2**

 **SMD**

 **IP54**
RATED

 **80**
CRI

 **IK10**
RATED

UP TO
1000
LUMEN



78622



78853



78851



78852

- Constructed from polycarbonate

Code	Description	Lamp	K	LM	LM/W	Dimensions
78622	Rond White Plain IP54	12W LED module (SMD)	4000	1000	83	Proj: 48mm Dia: 210mm
78853	Rond White Eyelid Bezel	-	-	-	-	Proj: 50mm Dia: 210mm
78851	Rond Black Plain Bezel	-	-	-	-	Proj: 32.5mm Dia: 210mm
78852	Rond Black Eyelid Bezel	-	-	-	-	Proj: 50mm Dia: 210mm

Order online www.saxbytrade.com

PILLO

Tough and robust exterior bulkheads

 **3YR**
WARRANTY

 **CLASS 2**

 **SMD**

 **IP54**
RATED

 **80**
CRI

 **IK10**
RATED

1000
LUMENS



78620

78845

78846

78847



- Constructed from polycarbonate

Code	Description	Lamp	K	LM	LM/W	Dimensions
78620	Pillo White Plain IP54	12W LED module (SMD)	4000	1000	83	Proj: 40mm H: 200mm W: 99mm
78847	Pillo White Eyelid Bezel	-	-	-	-	Proj: 42mm H: 200mm W: 99mm
78845	Pillo Black Plain Bezel	-	-	-	-	Proj: 20.5mm H: 200mm W: 99mm
78846	Pillo Black Eyelid Bezel	-	-	-	-	Proj: 42mm H: 200mm W: 99mm

EXTERIOR BULKHEAD

PILLO XL

Tough and robust exterior bulkheads

 **3YR**
WARRANTY

 **CLASS 2**

 **SMD**

 **IP54**
RATED

 **80**
CRI

 **IK10**
RATED

1500
LUMENS

78621

78848

78849

78850



- Constructed from polycarbonate

Code	Description	Lamp	K	LM	LM/W	Dimensions
78621	Pillo XL White Plain IP54	18W LED module (SMD)	4000	1500	83	Proj: 43mm H: 230mm W: 104mm
78850	Pillo XL White Eyelid Bezel	-	-	-	-	Proj: 44mm H: 230mm W: 104mm
78848	Pillo XL Black Plain Bezel	-	-	-	-	Proj: 22mm H: 230mm W: 104mm
78849	Pillo XL Black Eyelid Bezel	-	-	-	-	Proj: 44mm H: 230mm W: 104mm

Order online www.saxbytrade.com

SEINA HALF BRICK

Ideal outdoor fitting for smaller properties where space is scarce

 **3YR**
WARRANTY

 **CLASS 2**

 **SMD**

 **IP44**
RATED

 **80**
CRI

 **MARINE**
GRADE

100
LUMENS

MARINE
GRADE
316



- Constructed from marine grade stainless steel (316) & polycarbonate
- 2W LED module (SMD)
- Min void: 102.5mm
- Cut out: 103 x 65mm

Code	Description	Finish	K	LM	LM/W	Dimensions
75528	Seina Half Brick IP44 2W	Marine grade stainless steel	4000	100	50	Proj: 2mm H: 85mm W: 122mm
78645	Seina Half Brick IP44 2W	Textured black	4000	100	50	Proj: 2mm H: 85mm W: 122mm

EXTERIOR GUIDE

SEINA STAINLESS STEEL

Size of a regular brick, LED brick light

3YR
WARRANTY

CLASS 2

SMD

IP44
RATED

MARINE
GRADE

UP TO
200
LUMENS

EXACT
BRICK
SIZE



75527

99563



78641



78637



78639



- Constructed from marine grade stainless steel (316) & polycarbonate
- LED module (SMD)
- Min void: 102.5mm
- Cut out: 215 x 65mm
- Warm white module (78641) only compatible with plain fittings

Code	Description	K	LM	LM/W	Dimensions
99563	Seina Blue IP44 3.5W	Blue	-	-	Proj: 2mm H: 85mm W: 225mm
78637	Seina Plain IP44 3.5W	4000	200	57	Proj: 2mm H: 85mm W: 225mm
78639	Seina Louvre IP44 3.5W	4000	50	14	Proj: 8mm H: 85mm W: 225mm
75527	Seina Guide IP44 2W	4000	100	50	Proj: 2mm H: 85mm W: 225mm
78641	Seina Plain Warm White Module IP44 3.5W	3000	200	57	H: 55mm W: 205mm L: 77mm

Order online www.saxbytrade.com

SEINA BLACK

Size of a regular brick, LED brick light

 **3YR**
WARRANTY

 **CLASS 2**

 **SMD**

 **IP44**
RATED

UP TO
200
LUMENS

EXACT
BRICK
SIZE

78644



78641



- Constructed from stainless steel (304) & polycarbonate
- Textured black finish
- LED module (SMD)
- Min void: 102.5mm
- Cut out: 215 x 65mm
- Warm white module (78641) only compatible with plain fittings

78640



78638



Code	Description	K	LM	LM/W	Dimensions
78638	Seina Plain IP44 3.5W	4000	200	57	Proj: 2mm H: 85mm W: 225mm
78640	Seina Louvre IP44 3.5W	4000	50	14	Proj: 8mm H: 85mm W: 225mm
78644	Seina Guide IP44 2W	4000	100	50	Proj: 2mm H: 85mm W: 225mm
78641	Seina Plain Warm White Module IP44 3.5W	3000	200	57	H: 55mm W: 205mm L: 77mm



SEINA RGB SMART

Smart brick light with smart RGB functionality, easy to fit and operate

3YR WARRANTY

CLASS 2

SMD

IP44 RATED

MARINE GRADE

EXACT BRICK SIZE



- Constructed from marine grade stainless steel (316) & polycarbonate
- LED module (SMD)
- Suitable for location in or near a marine environment
- For more information on SaxbySmart see page 12

INTELLIGENT LIGHTING®
saxbysmart

“Alexa, turn on the lights”

SaxbySmart is compatible with Amazon Echo and Google Home allowing you to control the lights directly using your own voice



Code	Description	Dimensions	Min void	Cut out
91962	Seina Smart IP44 3.5W RGB	Proj: 2mm H: 85mm W: 225mm	102.5mm	215 x 65mm

Order online www.saxbytrade.com

SEVERUS CCT

Surface mounted LED guide light incorporating CCT giving you 3 colours to choose from

3YR
WARRANTY

CLASS 2



SMD

IP65
RATED

80
CRI

UP TO
130
LUMENS

CCT



- Constructed from ABS plastic & polycarbonate
- 2.8W LED module (SMD) CCT
- Suitable for location in or near a marine environment

Code	Description	Finish	K	LM	LM/W	Dimensions
99545	Severus CCT Round Indirect IP65 2.8W	Black	3000/4000/6500	96.8	35	Proj: 32mm Dia: 135mm
99546	Severus CCT Vertical Indirect IP65 2.8W	Grey	3000/4000/6500	82.1	29	Proj: 32mm H: 150mm W: 90mm
99547	Severus CCT Vertical Indirect IP65 2.8W	Black	3000/4000/6500	70.59	25	Proj: 32mm H: 150mm W: 90mm
95285	Severus CCT Round Indirect IP65 2.8W	Grey	3000/4000/6500	130	43	Proj: 32mm Dia: 135mm

EXTERIOR GUIDE



SEVERUS

Surface mounted LED guide lights which are quick and easy to fit and ideal for coastal areas

 **3YR**
WARRANTY

 **CLASS 2**

 **SMD**

 **IP65**
RATED

 **120°**
BEAM

 **80**
CRI

UP TO
180
LUMENS

EL-40107



61219



61214



EL-40104



61211



EL-40103



- Constructed from black ABS plastic & frosted polycarbonate
- LED module (SMD)

Code	Description	Finish	K	LM	LM/W	Dimensions
EL-40103	Severus Landscape Direct IP65 3W	Grey	3000	180	60	Proj: 27mm H: 80mm W: 230mm
61211	Severus Landscape Direct IP65 3W	Black	3000	180	60	Proj: 27mm H: 80mm W: 230mm
EL-40104	Severus Landscape Indirect IP65 2W	Grey	3000	65	33	Proj: 27mm H: 80mm W: 230mm
61214	Severus Landscape Indirect IP65 2W	Black	3000	65	33	Proj: 27mm H: 80mm W: 230mm
EL-40107	Severus Square Indirect IP65 1.1W	Grey	3000	42	38	Proj: 27mm Sq: 125mm
61219	Severus Square Indirect IP65 1.1W	Black	3000	42	38	Proj: 27mm Sq: 125mm

OUR PRODUCTS



SAFE, FAST FIX
INSTALLATION



THE RIGHT PRODUCT
FOR THE JOB



MORE FUNCTIONALITY
THE RIGHT PRICE



INDUSTRY LEADING
WARRANTIES

OUR SERVICE



SAXBY TRADE
EXCLUSIVE PORTAL



TECHNICAL SUPPORT
LIGHTING DESIGN



NEXT DAY DELIVERY
4PM CUT OFF



MARKETING
SUPPORT



INDOOR / OUTDOOR
USE



BEZEL
OPTIONS



CCT
SWITCH



IP65
RATED

ALBUS CCT

Functional and stylish LED guide light

The Albus CCT is a small and compact indirect low level LED wall light with an integrated CCT switch. Its sleek and modern design makes it the perfect addition to any space, either indoors or outdoors due to its IP65 rating. The Albus CCT features three colour temperatures in one unit 3000K/4000K/6500K and is supplied with a black bezel as standard. Other bezel options are available which include matt white or satin nickel bezel. Each fitting comes pre wired with 20cm of cable.

NEW
OPTIONS

ALBUS CCT

Functional and stylish LED guide light for both interior and exterior use

 **3YR**
WARRANTY

 **CLASS 2**

 **SMD**


 **IP65**
RATED

 **80**
CRI

100
LUMENS

BEZEL
OPTIONS

CCT



103852



99761



103853



103854



99763



99764

• 1.5W LED module (SMD) CCT

Code	Description	K	LM	LM/W	Dimensions	Cut out
103852 NEW	Albus CCT Black IP65 1.5W Round	3000/4000/6500	100	67	Proj: 5mm Dia: 80mm W: 80mm	75mm
103853 NEW	Albus CCT White Bezel Round	-	-	-	Proj: 5mm Dia: 80mm W: 23mm	-
103854 NEW	Albus CCT Silver Bezel Round	-	-	-	Proj: 5mm Dia: 80mm W: 23mm	-
99761	Albus CCT Black IP65 1.5W Square	3000/4000/6500	100	67	Proj: 5mm H: 85mm W: 85mm	75mm
99763	Albus CCT White Bezel Square	-	-	-	Proj: 5mm Sq: 85mm	-
99764	Albus CCT Silver Bezel Square	-	-	-	Proj: 5mm Sq: 85mm	-

Order online www.saxbytrade.com

ECO

Cost effect discreet brick light built from sturdy aluminium; supplied with both plain and louvre panels

 **2YR**
WARRANTY

 CLASS 1

 **IP44**
RATED

 DIMMABLE

CHOICE OF
FRONT
PANELS



- Constructed from die cast aluminium alloy & frosted glass
- Min void: 75mm

Code	Description	Lamp	Finish	Dimensions	Cut out
52213	Eco Plain & Louvre IP44	E27 GLS (required)	Textured grey	Proj: 6mm H: 102mm W: 235mm	85 x 226mm
OL60AB	Eco Plain & Louvre IP44	E27 GLS (required)	Textured black	Proj: 6mm H: 102mm W: 235mm	85 x 226mm

EXTERIOR GUIDE

MAKING THE MOST OF
SAXBYTRADE.COM



900+
PRODUCTS



NO MINIMUM
ORDER VALUE



NEXT DAY DELIVERY
FROM STOCK



DELIVER DIRECT
TO SITE



ONLINE IMAGE
& DATA LIBRARY



NEW STOCK
ARRIVING DAILY



HUGE STOCK
HOLDING



EXPERT
SUPPORT TEAM



TECHNICAL SPEC
ACCESS



BRANCH
LOCATOR



ETHICAL &
QUALITY ASSURED



30 YEAR
LIGHTING HERITAGE



**PUSH FIT
HEAD**



**3 SIZE
OPTIONS**



**MINIMUM VOID
80MM**



**4 COLOUR
OPTIONS**

IKONPRO CCT

Unique design, easy to fit decking kits

An addition to the popular IkonPRO recessed LED decking kit range, within each head there is a choice of colours. Featuring the unique design of removable and interchangeable heads, to change colour you simply turn the head 180° and reinsert into the loom. The Fresnel lenses improve lumen output, diffusing the spread of light evenly. Designed to be fitted and wired during the decking build stage without the heads, the supplied rubber caps protect the fitting from the elements until the decking is complete. Each individual IP67 head then simply plug in, adding the final touches to the decking design. Available in a variety of sizes and colours.

IKONPRO CCT

Unique design, east to fit, plug and play decking lights with an IP67 rating

 **5YR**
WARRANTY

 **CLASS 3**

 **SMD**

 **IP67**
RATED

 **80**
CRI

 **WALK**
OVER

UP TO
410
LUMENS

IP67
RATED

EASY
INSTALL

EXCLUSIVE
DESIGN



3000K/4000K



6500K/BLUE



- Constructed from stainless steel (304) & polycarbonate
- 10 x 0.75W LED module (SMD) CCT
- Min void: 80mm

Code	Description	Finish	K	LM	LM/W	Dimensions	Cut out
73347	IkonPRO CCT 25mm Kit IP67	Stainless steel	3000/4000	120	16	Proj: 1mm Dia: 25mm	Dia: 20mm
73348	IkonPRO CCT 35mm Kit IP67	Stainless steel	3000/4000	280	37	Proj: 1mm Dia: 35mm	Dia: 25mm
73349	IkonPRO CCT 45mm Kit IP67	Stainless steel	3000/4000	410	55	Proj: 1mm Dia: 45mm	Dia: 32mm
76615	IkonPRO CCT 25mm Kit IP67	Stainless steel	6500/Blue	120	16	Proj: 1mm Dia: 25mm	Dia: 20mm
76616	IkonPRO CCT 35mm Kit IP67	Stainless steel	6500/Blue	280	37	Proj: 1mm Dia: 35mm	Dia: 25mm
76617	IkonPRO CCT 45mm Kit IP67	Stainless steel	6500/Blue	410	55	Proj: 1mm Dia: 45mm	Dia: 32mm

Order online www.saxbytrade.com

IKONPRO ACCESSORIES

Unique design, east to fit, plug and play decking light accessories

 **3YR**
WARRANTY

 **CLASS 3**

 **IP67**
RATED

 **WALK**
OVER

94431



94430



94434



71553



71554





- PIR PRESENCE DETECTOR - 30 lux on, 30 lux off. 115 degree 1.5m detection range, 5 minutes \pm 1min off after no movement
- TWILIGHT DETECTOR - 30 lux on, 30 lux off
- Constructed from stainless steel (304) & polycarbonate

Fitting the IkonPRO couldn't be easier....



IkonPRO inline sensors have been added to the range, PIR presence detectors and photocell twilight detector.

Code	Description	Dimensions	Cut out
94430	IkonPRO CCT 25mm Added-on Head	Proj: 1mm Dia: 25mm	Dia: 20mm
94431	IkonPRO CCT 35mm Added-on Head	Proj: 1mm Dia: 35mm	Dia: 25mm
94434	5m Cable Accessory	-	-
71553	IkonPRO PIR Presence Detector IP67	 Proj: 4mm Dia: 45mm	Dia: 32mm
71554	IkonPRO Twilight Detector IP67	 Proj: 1mm Dia: 45mm	Dia: 32mm

EXTERIOR DECKING

IKONPRO BLACK

Unique design, east to fit, plug and play decking lights with an IP67 rating

5YR
WARRANTY

CLASS 3

SMD

IP67
RATED

80
CRI

WALK
OVER

280
LUMENS

IP67
RATED

EASY
INSTALL

EXCLUSIVE
DESIGN



3000K/4000K



- Constructed from stainless steel (304) & polycarbonate
- 10 x 0.75W LED module (SMD) CCT
- Min void: 80mm

Code	Description	Finish	K	LM	LM/W	Dimensions	Cut out
99765	IkonPRO CCT 35mm Kit IP67	Black	3000/4000	280	37	Proj: 1mm Dia: 35mm	Dia: 25mm

Order online www.saxbytrade.com

IKONPRO RGB

Signature 10 LED head, RGB decking kit

 **3YR**
WARRANTY

 **CLASS 3**

 **IP67**
RATED

 **DIMMABLE**

 **REMOTE**
CONTROL

 **WALK**
OVER



- Constructed from stainless steel (304) & polycarbonate
- Kit includes: 10 x LED heads, Driver, 5m Extension cable, 2 x 5 way looms, 3 Pin Plug & Wi-Fi smart connector
- Min void: 80mm

Code	Description	Lamp	Dimensions	Cut out
59138	IkonPRO RGB 25mm Kit IP67	10 x 0.75W LED module (SMD) RGB	Proj: 1mm Dia: 25mm	20mm
59136	IkonPRO RGB 45mm Kit IP67	10 x 1.5W LED module (SMD) RGB	Proj: 1mm Dia: 45mm	32mm

EXTERIOR DECKING



IKONPRO RGB SMART

Signature 10 LED head, RGB decking kit

3YR
WARRANTY

CLASS 3

IP67
RATED

DIMMABLE

WALK
OVER

IP67
RATED

SMART
TECHNOLOGY



- Kit includes: 10 x 0.75W LED heads, 15W Driver, 5m Extension cable, 2 x 5 way looms, 3 Pin Plug & Wi-Fi smart connector
- For more information on SaxbySmart see page 12



92019

INTELLIGENT LIGHTING
saxbysmart[®]

“Alexa, turn on the lights”

SaxbySmart is compatible with Amazon Echo and Google Home allowing you to control the lights directly using your own voice



Code	Description	Lamp	Dimensions	Cut out
91961	IkonPRO Smart 35mm Kit	10 x 0.75W LED module (SMD) RGB	Dia: 35mm	Dia: 25mm
92019	10m Cable Accessory	-	-	-

Order online www.saxbytrade.com

IKON ROUND

Easy to install decking kits

 **3YR**
WARRANTY

 **CLASS 2**

 **LED**

 **IP67**
RATED

 **WALK**
OVER



6500K

BLUE



- Constructed from stainless steel (304) & polycarbonate
- 10 x 0.45W LED module (capsule)
- Min void: 35mm



Code	Description	K	LM	LM/W	Dimensions	Cut out
13889	Ikon Round 30mm Kit IP67	6500	80	18	Proj: 1mm Dia: 30mm	Dia: 22mm
13890	Ikon Round 30mm Kit IP67	Blue	-	-	Proj: 1mm Dia: 30mm	Dia: 22mm

EXTERIOR DECKING

KIOS 2

Cost effective outdoor decking lights


2YR
WARRANTY


CLASS 3


IP44
RATED



3000K

6500K

BLUE



- Polished stainless steel & clear pc
- 10 x 0.45W LED module (SMD)
- 1 x 12V IP20 inline transformer with 5 metres of cable
- 10 x LED light fittings each with 1 metre of cable attached



Code	Description	K	LM	LM/W	Dimensions	Cut out
99562	Kios 2 4.5W	3000	80	18	Proj: 1mm Dia: 30mm	Dia: 22mm
75530	Kios 2 4.5W	6500	80	18	Proj: 1mm Dia: 30mm	Dia: 22mm
94422	Kios 2 Blue 4.5W	Blue	-	-	Proj: 1mm Dia: 30mm	Dia: 22mm

Order online www.saxbytrade.com



FESTOON SMART STRING

Timeless outdoor festoon lighting; modern smart functionality for stunning outdoor spaces



96199



- Constructed from polycarbonate & pvc plastic
- 1.5W LED module (SMD) RGB
- 0.5M between bulbs
- 5M extension cable included
- 1.5M between plug and driver
- For more information on SaxbySmart see page 12

INTELLIGENT LIGHTING®
saxbysmart



“Alexa, turn on the lights”

SaxbySmart is compatible with Amazon Echo and Google Home allowing you to control the lights directly using your own voice


WORKS WITH
amazon alexa


works with the
Google Assistant



Code	Description	Finish	Dimensions
96198	Festoon Smart IP44	Black	H: 110mm Dia: 45mm
96199	Festoon Smart 5m Extension Cable	Black	L: 5000mm

EXTERIOR DECKING



COVE

Marine grade recessed decking light



PRE-CABLE
1.5M



3000K

4000K

6500K

BLUE



- Constructed from marine grade stainless steel (316L) & polycarbonate
- Min void: 70mm

Code	Description	Lamp	K	LM	LM/W	Dimensions	Cut out
99561	Cove Round IP67	0.8W LED module (SMD)	4000	50	63	Proj: 3mm Dia: 40mm	Dia: 32mm
73463	Cove Round IP67	0.8W LED module (SMD)	3000	50	63	Proj: 3mm Dia: 40mm	Dia: 32mm
67360	Cove Round IP67	0.8W LED module (SMD)	6500	50	63	Proj: 3mm Dia: 40mm	Dia: 32mm
92012	Cove Round IP67	0.8W LED module (SMD)	Blue	-	-	Proj: 3mm Dia: 40mm	Dia: 32mm

EXTERIOR DECKING

 **2YR**
WARRANTY

 **CLASS 2**

 **SMD**

 **IP67**
RATED

 **80**
CRI

 **MARINE**
GRADE

 **WALK**
OVER

PRE-CABLE
1.5M



3000K

6500K

- Constructed from marine grade stainless steel (316L) & polycarbonate
- Min void: 110mm

Code	Description	Lamp	K	LM	LM/W	Dimensions	Cut out
73464	Hayz Round IP67	1.2W LED module (SMD)	3000	80	67	Proj: 2mm D: 64mm Dia: 60mm	Dia: 50mm
67361	Hayz Round IP67	1.2W LED module (SMD)	6500	80	67	Proj: 2mm D: 64mm Dia: 60mm	Dia: 50mm



**BEZEL
OPTIONS**



**WALK
OVER**



**IP67
RATED**



**IK08
RATED**

HADES

Multi-directional decking/ground light solution

The Hades is our new multi directional decking/ground light solution. Using the unique design of removable and interchangeable heads you change the light angles to suit your requirements. Choose from a 1 way, 2 way or 4 way bezel to reach your desired lighting effect. Available in three colour temperatures.

HADES

Multi-directional decking/ground light solution

 **2YR**
WARRANTY

 **CLASS 2**

 **LED**

 **IP67**
RATED

 **IK08**
RATED

 **WALK**
OVER

80
LUMENS



1-WAY

2-WAY

4-WAY



- Frosted pc & satin nickel plate
- Constructed from die cast aluminium alloy & polycarbonate
- Complete with integrated control gear
- 1.2W LED module (SMD)



Fast fix push connectors

Code	Description	K	LM	LM/W	Dimensions	Cut out
91954	Hades 3000K IP67 1.2W	3000	80	67	Proj: 2mm H: 78mm Dia: 40mm	33mm
91955	Hades 4000K IP67 1.2W	4000	80	67	Proj: 2mm H: 78mm Dia: 40mm	33mm
91956	Hades Blue IP67 1.2W	Blue	-	-	Proj: 2mm H: 78mm Dia: 40mm	33mm
91957	Hades Bezel 1-way	-	-	-	Proj: 10mm Dia: 45mm	-
91958	Hades Bezel 2-way	-	-	-	Proj: 10mm Dia: 45mm	-
91959	Hades Bezel 4-way	-	-	-	Proj: 10mm Dia: 45mm	-

Order online www.saxbytrade.com

PILLAR MARINE GRADE

Robust ground light constructed from marine grade stainless steel

 **2YR**
WARRANTY

 CLASS 1

 **IP65**
RATED

 DIMMABLE

 **IK08**
RATED

 **MARINE**
GRADE

LED
COMPATIBLE

PRE-CABLE
1M



- Constructed from marine grade stainless steel (316L) & glass
- Min void: 150mm

Code	Description	Lamp	Dimensions	Cut out
52212	Pillar Round Marine Grade IP65	GU10 (required)	Proj: 5mm H: 150mm Dia: 108mm	Dia: 102mm
52211	Pillar Square Marine Grade IP65	GU10 (required)	Proj: 5mm H: 150mm Sq: 108mm	Dia: 102mm

EXTERIOR RECESSED

NEW
OPTION

PILLAR

Robust ground light constructed from stainless steel


2YR
WARRANTY


CLASS 1


IP65
RATED


DIMMABLE


IK08
RATED

LED
COMPATIBLE

PRE-CABLE
1M



- Constructed from stainless steel (304) & glass
- GU10 (included)
- Min void: 150mm



Code	Description	Finish	Dimensions	Cut out
103851	NEW Pillar Round IP65	Matt black	Proj: 5mm H: 150mm Dia: 105mm	Dia: 102mm
GH98042V	Pillar Round IP65	Polished stainless steel	Proj: 5mm H: 150mm Dia: 105mm	Dia: 102mm
GH88042V	Pillar Square IP65	Polished stainless steel	Proj: 5mm H: 150mm Sq: 105mm	Dia: 102mm

Order online www.saxbytrade.com

PILLAR TILT

Robust ground light constructed from stainless steel


2YR
WARRANTY


CLASS 1


IP67
RATED


DIMMABLE


30°
BEAM


IK08
RATED



- Constructed from stainless steel (304) & glass

Code	Description	Lamp	Dimensions
99550	Pillar Tilt Round IP67	50W GU10 reflector (Required)	Proj: 5mm H: 162mm Dia: 141mm

EXTERIOR RECESSED

HOXTON

Strong and sturdy ground light with an adjustable light source

 **3YR**
WARRANTY

 **CLASS 1**

 **COB**

 **IP67**
RATED

 **IK08**
RATED

 **DRIVE**
OVER

UP TO
1550
LUMENS

ADJUSTABLE
LIGHT
HEAD

PRE-CABLE
0.5M



- Constructed from stainless steel (304) & glass

Code	Description	K	LM	LM/W	Dimensions	Cut out
90962	Hoxton IP67 6W	3000	500	83	Proj: 4.5mm H: 128mm Dia: 108mm	Dia: 105mm
79195	Hoxton IP67 6W	4000	500	83	Proj: 4.5mm H: 128mm Dia: 108mm	Dia: 105mm
90963	Hoxton IP67 13W	4000	1000	77	Proj: 4.5mm H: 158mm Dia: 141mm	Dia: 135mm
90964	Hoxton IP67 13W	3000	1000	77	Proj: 4.5mm H: 158mm Dia: 141mm	Dia: 135mm
94059	Hoxton IP67 16.5W	3000	1550	94	Proj: 4.5mm H: 186mm Dia: 185mm	Dia: 177mm
94060	Hoxton IP67 16.5W	4000	1550	94	Proj: 4.5mm H: 186mm Dia: 185mm	Dia: 177mm
94794	Hoxton Marine Grade Bezel (for 6W)	-	-	-	H: 20mm Dia: 108mm	-

Order online www.saxbytrade.com

AYOKA

Recessed ground light with driver on LED module board

 **3YR**
WARRANTY

 CLASS 1

 **DOB**
COB

 **IP67**
RATED

 **80**
CRI

 **IK08**
RATED

620
LUMENS

PRE-CABLE
1.5M



- Constructed from stainless steel (304) & glass
- Min void: 100mm

Code	Description	Lamp	K	LM	LM/W	Dimensions	Cut out
67405	Ayoka Round IP67	10W LED module (DOB)	6500	620	62	Proj: 5mm H: 100mm Dia: 110mm	Dia: 100mm
67406	Ayoka Square IP67	10W LED module (DOB)	6500	620	62	Proj: 5mm H: 100mm Sq: 109mm	Dia: 100mm

EXTERIOR RECESSED

LUMINATRA

Bright LED spike light with versatile mounting


3YR
WARRANTY


CLASS 1


COB


IP65
RATED

300
LUMENS

SPIKE/WALL
MOUNT
OPTIONS

PRE-CABLE
2M



- Constructed from aluminium alloy & polycarbonate
- H: 310mm Dia: 60mm

Code	Description	Finish	Lamp	K	LM	LM/W
78635	Luminatra Spike IP65 4W	Silver	4W LED module (COB)	4000	300	75
78636	Luminatra Spike IP65 4W	Black	4W LED module (COB)	4000	300	75

Order online www.saxbytrade.com

LUMINATRA SMART

Smart spike light with smart RGB functionality, easy to fit and operate



 **3YR**
WARRANTY

 CLASS 2

 COB

 **IP65**
RATED

 DIMMABLE



- Constructed from aluminium alloy & polycarbonate
- For more information on SaxbySmart see page 12

INTELLIGENT LIGHTING®
saxbysmart

“Alexa, turn on the lights”

SaxbySmart is compatible with Amazon Echo and Google Home allowing you to control the lights directly using your own voice



Code	Description	Finish	Lamp	Dimensions
91963	Luminatra Smart RGB IP65 2.5W	Black	2.5W LED module (SMD) RGB	H: 310mm Dia: 60mm

EXTERIOR SPIKE

OPAZ MV

Mains voltage robust die cast spike light

2YR
WARRANTY

CLASS 1

IP65
RATED

DIMMABLE

PRE-CABLE
3M

LED
COMPATIBLE



POLGU10



90965

- Constructed from die cast aluminium alloy & glass

Code	Description	Finish	Lamp	Dimensions
POLGU10	Opaz MV Spike IP65	Textured matt black	GU10 (required)	H: 355mm W: 120mm D: 100mm
90965	Opaz MV Spike IP65	Green	GU10 (required)	H: 355mm W: 120mm D: 100mm

Order online www.saxbytrade.com

TRITON

Cost effective spike light solution


2YR
WARRANTY


CLASS 2


IP65
RATED


DIMMABLE

IP65
RATED

PRE-CABLE
1M



- Frosted & black pc
- Constructed from polycarbonate
- Suitable for location in or near a marine environments

Code	Description	Lamp	Dimensions
99564	Triton Spike IP65	5W LED GU10 (Required)	H: 320mm W: 72mm D: 110mm

EXTERIOR SPIKE

NEW
PRODUCT

PICCO

Bright LED spike light with versatile mounting


3YR
WARRANTY


CLASS 1


COB


IP65
RATED

900
LUMENS

SPIKE/WALL
MOUNT
OPTIONS

PRECABLE
1.5M



95205

95206

95207

- Constructed from aluminium alloy & polycarbonate

Code	Description	Finish	Lamp	K	LM	LM/W	Dimensions
95205	NEW Picco Mini	Matt black	6W LED module (COB)	3000	560	93	H: 203mm Dia: 55mm
95206	NEW Picco Mini	Matt black	6W LED module (COB)	4000	600	100	H: 203mm Dia: 55mm
95207	NEW Picco	Matt black	12W LED module (COB)	4000	900	75	H: 203mm Dia: 67mm

Order online www.saxbytrade.com



EMERGENCY

We offer a wide range of emergency lighting, from guides to recessed fittings. All of a high quality and spec, to ensure effective lighting of exit paths in an emergency situation.

GUIDE	292
RECESSED	297
WALL	300
EMERGENCY KITS	302

SIGHT EMERGENCY DOWNLIGHT

High output recessed EM downlight. 120 Lumen 6500K bright white LED

 **3YR**
WARRANTY

 **CLASS 2**

 **HI-P**

 **120°**
BEAM

 **3HR**
EMERGENCY

120
LUMEN



INTERCHANGEABLE BEZELS
White, silver and black
bezels included



- 3-hour non-maintained emergency fitting
- Including white, silver and black bezels
- Constructed from aluminium alloy & polycarbonate



Code	Description	K	LM	LM/W	Dimensions	Cut out
90633	Sight Emergency Downlight 2W	6500	120	60	Proj: 26mm D: 60mm	50mm

EMERGENCY GUIDE

SIGHT PLUS

Reliable, robust, weatherproof and functional LED EM bulkhead

 **3YR**
WARRANTY

 **CLASS 2**

 **SMD**

 **IP65**
RATED

 **3HR**
EMERGENCY

 **3HR**
EMERGENCY

UP TO
350
LUMEN

24M
VIEWING
DISTANCE

MAINTAINED
& NON
MAINTAINED

FAST
FIX



Wedge accessory



Recess accessory

- Clear prismatic & gloss white polycarbonate finish
- 24m viewing distance
- Supplied with ISO 7010 sticker set



Push fit connector

Code	Description	K	LM	LM/W	Dimensions
97817	Sight Plus EM Self Test IP65 4.5W	6500	220	49	Proj: 79mm H: 110mm W: 355mm
91146	Sight Plus EM IP65 4.5W	6500	220	49	Proj: 70mm H: 110mm W: 355mm
94346	Sight Plus Wedge Accessory	-	-	-	H: 129.5mm W: 110mm L: 355mm
94347	Sight Plus Recess Accessory	-	-	-	H: 41.2mm W: 150mm L: 395mm

Order online www.saxbytrade.com

SIGHT ECO

Reliable, robust, weatherproof and functional LED EM bulkhead

- 
3YR
 WARRANTY
- 
 CLASS 2
- 
 SMD
- 
IP65
 RATED
- 
3HR
 EMERGENCY
- 
3HR
 EMERGENCY

220
LUMEN

24M
VIEWING
DISTANCE

MAINTAINED
& NON
MAINTAINED



- Constructed from polycarbonate
- 24m viewing distance
- Supplied with ISO 7010 sticker set



Push fit connector

Code	Description	Finish	Lamp	K	LM	LM/W	Dimensions
91358	Sight Eco IP65	Gloss white	3W LED module (SMD)	6500	220	73	Proj: 48mm H: 110mm L: 210mm

EMERGENCY GUIDE

NEW
OPTION

SIGHT BOX

Wall mounted emergency light suitable for all applications


3YR
WARRANTY


CLASS 1


SMD


3HR
EMERGENCY

UP TO
47
LUMEN

24M
VIEWING
DISTANCE

MAINTAINED
& NON
MAINTAINED



- Constructed from steel & polycarbonate
- 24m viewing distance



Supplied with up, down, left & right arrows



Indicator lights

Code	Description	Finish	Lamp	K	LM	LM/W	Dimensions
73796	Sight Box EM	Gloss white	1.5W LED module (SMD)	6500	28	19	Proj: 61mm H: 190mm W: 392mm
101625	NEW Sight Box ST	Gloss white	4.5W LED module (SMD)	6500	47	10	Proj: 61mm H: 190mm W: 392mm

Order online www.saxbytrade.com

SIGHT 4-IN-1

LED guide fitting ceiling mounted, suspended and recessed

 **3YR**
WARRANTY

 **CLASS1**

 **SMD**

 **3HR**
EMERGENCY

20
LUMEN

28M
VIEWING
DISTANCE

ADJUSTABLE
HEIGHT



- Clear polycarbonate & green acrylic finish
- 1W LED module (SMD)
- 28m viewing distance



Supplied with up, down, left & right arrows

Code	Description	K	LM	LM/W	Dimensions	Min void	Cut out
72644	Sight 4-in-1 EM 1W	6500	20	20	H: 250-600mm L: 350mm W: 40mm	100mm	360 x 60mm

EMERGENCY GUIDE

SIGHT RECESSED

Emergency maintained and non-maintained LED recessed fitting


3YR
WARRANTY


CLASS 1


SMD


3HR
EMERGENCY


3HR
EMERGENCY

160
LUMEN

MAINTAINED
& NON
MAINTAINED



- Constructed from steel & polycarbonate
- Gloss white finish

Code	Description	K	LM	LM/W	Dimensions	Min void	Cut out
72641	Sight Recessed EM 3W	6500	160	53	Proj: 11mm W: 138mm L: 410mm	200mm	392 x 112mm

Order online www.saxbytrade.com

STAY UP TO DATE WITH THE LATEST PRODUCT RELEASES FROM SAXBY LIGHTING



Follow us on Facebook,
Twitter, Instagram and LinkedIn



CYCLO 2

Self-contained emergency non-maintained fitting


2YR
WARRANTY


CLASS 1


SMD


120°
BEAM


3HR
EMERGENCY

195
LUMEN

CORRIDOR
OPTION



- Gloss white polycarbonate & aluminium alloy finish
- 3W LED module (SMD)

Code	Description	K	LM	LM/W	Dimensions	Min void	Cut out
76383	Cyclo 2 ENM 3W	6500	195	65	Proj: 3mm Dia: 110mm H: 125mm	180mm	Dia: 95mm

Order online www.saxbytrade.com

SIGHT TWIN SPOT

Adjustable twin spot emergency wall pack


3YR
WARRANTY


CLASS 1


HI-P


3HR
EMERGENCY

**SELF
TEST**

24M
VIEWING
DISTANCE



- Constructed from steel & frosted polycarbonate
- Gloss white finish
- 24m viewing distance
- Non-maintained

Code	Description	Lamp	K	LM	LM/W	Dimensions
72642	Sight Twin Spot ENM	2 x 3W LED Hi Power	6500	400	67	Proj: 51mm H: 291mm W: 265mm

EMERGENCY WALL

SIGHT TWIN SPOT

Adjustable twin spot emergency wall pack

3YR
WARRANTY

CLASS 2

SMD

IP65
RATED

3HR
EMERGENCY

**SELF
TEST**

24M
VIEWING
DISTANCE



- Clear & frosted polycarbonate finish
- Gloss white finish
- 24m viewing distance
- Non-maintained

Code	Description	Lamp	K	LM	LM/W	Dimensions
72643	Sight Twin Spot ENM IP65	2 x 3W LED module (SMD)	6500	500	83	Proj: 74mm H: 305mm W: 305mm

Order online www.saxbytrade.com

EMERGENCY LED CONVERSION KIT

See product pages and Saxbytrade.com for recommended usage and compatibility

NEW
PRODUCT

2YR
WARRANTY

CLASS 1

3HR
EMERGENCY

SELF
TEST



- Gloss white finish
- Self-test
- DC output voltage 18-60V



Code	Description	Specification	Dimensions
101339	NEW Emergency LED Conversion Kit	3.2V 1500mAh	H: 27mm W: 53mm L: 196mm

EMERGENCY KITS

EMERGENCY LED CONVERSION KIT

See product pages and Saxbytrade.com for recommended usage and compatibility


2YR
WARRANTY


CLASS 1


3HR
EMERGENCY



- Gloss white polycarbonate film
- DC output voltage 10-90V



Code	Description	Specification	Dimensions
92514	Emergency LED Conversion Kit	6.4V 1500mAh	H: 24.5mm W: 55.2mm L: 199mm

Order online www.saxbytrade.com

EMERGENCY CONVERSION KIT

See product pages and Saxbytrade.com for recommended usage and compatibility

NEW
PRODUCT

2YR
WARRANTY

CLASS 1

3HR
EMERGENCY

SELF
TEST



- Constructed from steel & frosted polycarbonate
- Gloss white finish
- Self test
- 230V GU10, Max. 8W

Code	Description	Specification	Dimensions
103944	NEW Emergency Conversion Kit	11.1V 4000mAh	H: 36mm W: 40mm L: 234mm

EMERGENCY KITS

OUR PRODUCTS



SAFE, FAST FIX
INSTALLATION



THE RIGHT PRODUCT
FOR THE JOB



MORE FUNCTIONALITY
THE RIGHT PRICE



INDUSTRY LEADING
WARRANTIES

OUR SERVICE



SAXBY TRADE
EXCLUSIVE PORTAL



TECHNICAL SUPPORT
LIGHTING DESIGN



NEXT DAY DELIVERY
4PM CUT OFF



MARKETING
SUPPORT



LAMPS & ACCESSORIES

Many of our products can be utilised even further with our accessories. Everything from lamps, to drivers to sensors, all to help give you more choice to suit your lighting requirements.

GU10 SMART	308
GU10	309
MR16	313
G9	314
G4	316
E27 SMART	317
B22	318
E27	319
E14	322
TRANSFORMER	323
DIMMER	324
DRIVER	325
SENSOR	328
CONNECTOR	335

GU10 SMART



SMART
2700-6500K



CCT & RGB	350 LUMEN	70 LM/W
-----------	---------------------	-------------------



• For more information on SaxbySmart see page 12

INTELLIGENT LIGHTING®
saxbysmart

“Alexa, turn on the lights”

SaxbySmart is compatible with Amazon Echo and Google Home allowing you to control the lights directly using your own voice



Code	Description	K	LM	LM/W	Dimensions
91949	GU10 Smart RGB CCT 5W	2700-6500 + RGB	350	70	H: 58mm Dia: 50mm

LAMPS & ACCESSORIES GU10 SMART

GU10 LED SMD

 **2YR**
WARRANTY


 **60°**
BEAM

USE IN
ENCLOSED
CAN



 WARM	UP TO 580 LUMEN	UP TO 83 LM/W	 COOL	UP TO 600 LUMEN	UP TO 86 LM/W	 DAYLIGHT	UP TO 600 LUMEN	UP TO 86 LM/W
---	------------------------------	----------------------------	---	------------------------------	----------------------------	---	------------------------------	----------------------------

- Compatible with GU10 Emergency pack 103944 - See page 304

Code	Description		K	LM	LM/W	Dimensions
70257	GU10 LED SMD 60° 7W		3000	580	83	H: 54mm Dia: 50mm
70258	GU10 LED SMD 60° 7W		4000	600	86	H: 54mm Dia: 50mm
74045	GU10 LED SMD 60° 7W		6000	600	86	H: 54mm Dia: 50mm
70259	GU10 LED SMD 60° 7W		3000	550	79	H: 54mm Dia: 50mm
70260	GU10 LED SMD 60° 7W		4000	550	79	H: 54mm Dia: 50mm
74048	GU10 LED SMD 60° 7W		6000	550	79	H: 54mm Dia: 50mm

Order online www.saxbytrade.com

GU10 LED SMD

2YR
WARRANTY

120°
BEAM



460
LUMEN

77
LM/W



460
LUMEN

77
LM/W



460
LUMEN

77
LM/W

- Compatible with GU10 Emergency pack 103944 - See page 304

Code	Description	K	LM	LM/W	Dimensions
78856	GU10 LED SMD 120° 3000K 6W	3000	460	77	H: 59mm Dia: 50mm
78857	GU10 LED SMD 120° 4000K 6W	4000	460	77	H: 59mm Dia: 50mm
78858	GU10 LED SMD 120° 6000K 6W	6500	460	77	H: 59mm Dia: 50mm



 WARM
 UP TO **800** LUMEN
 UP TO **100** LM/W



 COOL
 UP TO **800** LUMEN
 UP TO **100** LM/W



 DAYLIGHT
420 LUMEN
70 LM/W



BLUE

- Compatible with GU10 Emergency pack 103944 - See page 304

Code	Description		K	LM	LM/W	Dimensions
103026	NEW GU10 LED SMD 60° 8W		3000	800	100	H: 54mm Dia: 50mm
103027	NEW GU10 LED SMD 60° 8W		4000	800	100	H: 54mm Dia: 50mm
78859	GU10 LED SMD 38° 6W		3000	420	70	H: 54mm Dia: 50mm
78860	GU10 LED SMD 38° 6W		4000	420	70	H: 54mm Dia: 50mm
78861	GU10 LED SMD 38° 6W		6500	420	70	H: 54mm Dia: 50mm
78862	GU10 LED SMD 38° 6W		3000	420	70	H: 54mm Dia: 50mm
78863	GU10 LED SMD 38° 6W		4000	420	70	H: 54mm Dia: 50mm
78864	GU10 LED SMD 38° 6W		6500	420	70	H: 54mm Dia: 50mm
92537	GU10 LED SMD 38° 6W		Blue	-	-	H: 54mm Dia: 50mm

GLASS GU10


2YR
WARRANTY



470
LUMEN

85
LM/W



470
LUMEN

85
LM/W

- Compatible with GU10 Emergency pack 103944 - See page 304

Code	Description	K	LM	LM/W	Dimensions
90631	GU10 LED SMD 38° 5.5W	3000	470	85	H: 52mm D: 50mm
90632	GU10 LED SMD 38° 5.5W	4000	470	85	H: 52mm D: 50mm
90982	GU10 LED SMD 38° 5.5W	3000	470	85	H: 52mm D: 50mm
90983	GU10 LED SMD 38° 5.5W	4000	470	85	H: 52mm D: 50mm



LAMPS & ACCESSORIES GU10

MR16 LED


2YR
WARRANTY


38°
BEAM



Code	Description	K	LM	LM/W	Dimensions
92535	MR16 LED SMD 38° 7W	3000	540	77	H: 52mm D: 50mm
92536	MR16 LED SMD 38° 7W	4000	540	77	H: 52mm D: 50mm

Order online www.saxbytrade.com

G9 LED SMD



2YR

 WARRANTY

USE IN

 ENCLOSED

FITTING



 WARM	220 LUMEN	96 LM/W
---	---------------------	-------------------



 COOL	220 LUMEN	96 LM/W
---	---------------------	-------------------

Code	Description	K	LM	LM/W	Dimensions
76139	G9 LED SMD 2.3W	3000	220	96	H: 47mm Dia: 17mm
76140	G9 LED SMD 2.3W	4000	220	96	H: 47mm Dia: 17mm



 WARM & COOL	470 LUMEN	98 LM/W
-----------------	---------------------	-------------------



 WARM, COOL & DAYLIGHT	400 LUMEN	114 LM/W
---------------------------	---------------------	--------------------



 WARM, COOL & DAYLIGHT	320 LUMEN	100 LM/W
---------------------------	---------------------	--------------------



 WARM, COOL & DAYLIGHT	200 LUMEN	80 LM/W
---------------------------	---------------------	-------------------

Code	Description		K	LM	LM/W	Dimensions
101619	NEW G9 470LM DIM 4.8W		3000	470	98	H: 50mm Dia: 16mm
101620	NEW G9 470LM DIM 4.8W		4000	470	98	H: 50mm Dia: 16mm
81019	G9 LED SMD 3.5W		3000	400	114	H: 50mm Dia: 16mm
81020	G9 LED SMD 3.5W		4000	400	114	H: 50mm Dia: 16mm
81021	G9 LED SMD 3.5W		6500	400	114	H: 50mm Dia: 16mm
98432	G9 LED SMD 3.2W		3000	320	100	H: 50mm Dia: 16mm
98433	G9 LED SMD 3.2W		4000	320	100	H: 50mm Dia: 16mm
98434	G9 LED SMD 3.2W		6500	320	100	H: 50mm Dia: 16mm
76790	G9 LED SMD 2.5W		3000	200	80	H: 48mm Dia: 16mm
76791	G9 LED SMD 2.5W		4000	200	80	H: 48mm Dia: 16mm
81556	G9 LED SMD 2.5W		6500	200	80	H: 48mm Dia: 16mm

G4 LED SMD


2YR
 WARRANTY



 WARM	200 LUMEN	100 LM/W
---	---------------------	--------------------



 COOL	200 LUMEN	100 LM/W
---	---------------------	--------------------

- Working with LED drivers only, not transformer

Code	Description	K	LM	LM/W	Dimensions
98435	G4 LED SMD 2W	3000	200	100	H: 37mm Dia: 10mm
98436	G4 LED SMD 2W	4000	200	100	H: 37mm Dia: 10mm



E27 SMART

 **2YR**
WARRANTY

 DIMMABLE

SMART
2700-6500K



 CCT & RGB	806 LUMEN	95 LM/W
--	---------------------	-------------------



• For more information on SaxbySmart see page 12

INTELLIGENT LIGHTING®
saxbysmart

“Alexa, turn on the lights”

SaxbySmart is compatible with Amazon Echo and Google Home allowing you to control the lights directly using your own voice



Code	Description	Lamp	K	LM	LM/W	Dimensions
91951	E27 Smart CCT RGB 8.5W	Warm white	2700 - 6500 +RGB	806	95	H: 109mm Dia: 60mm

Order online www.saxbytrade.com

B22 LED GLS

NEW
OPTIONS


2YR
WARRANTY



 WARM

UP TO **1050** LUMEN

UP TO **95** LM/W

 DAYLIGHT



UP TO **1050** LUMEN

UP TO **95** LM/W

 WARM

UP TO **1100** LUMEN

UP TO **138** LM/W

Code	Description		K	LM	LM/W	Dimensions
91359	B22 LED GLS 10W		3000	806	81	H: 106mm Dia: 60mm
91360	B22 LED GLS 10W		6000	806	81	H: 106mm Dia: 60mm
76807	B22 LED GLS 10W		3000	806	81	H: 105mm Dia: 60mm
101340	NEW B22 LED GLS 11W		3000	1050	95	H: 110mm Dia: 60mm
101341	NEW B22 LED GLS 11W		6500	1050	95	H: 110mm Dia: 60mm
94344	B22 LED Filament GLS 6W		2700	806	134	H: 103mm Dia: 60mm
94345	B22 LED Filament GLS 7W		2700	806	115	H: 103mm Dia: 60mm
76800	B22 LED Filament GLS 8W		2700	1100	138	H: 103mm Dia: 60mm

LAMPS & ACCESSORIES E27


2YR
WARRANTY



UP TO
1050
LUMEN

UP TO
95
LM/W






1050
LUMEN

95
LM/W



UP TO
1100
LUMEN

UP TO
138
LM/W

Code	Description		K	LM	LM/W	Dimensions
90970	E27 LED GLS 10W		3000	806	81	H: 106mm Dia: 60mm
90971	E27 LED GLS 10W		6000	806	81	H: 106mm Dia: 60mm
76806	E27 LED GLS 10W		3000	806	81	H: 105mm Dia: 60mm
90972	NEW E27 LED GLS 11W		3000	1050	95	H: 110mm Dia: 60mm
90973	NEW E27 LED GLS 11W		6500	1050	95	H: 110mm Dia: 60mm
94342	E27 LED Filament GLS 6W		2700	806	134	H: 105mm Dia: 60mm
94343	E27 LED Filament GLS 7W		2700	806	115	H: 105mm Dia: 60mm
76799	E27 LED Filament GLS 8W		2700	1100	138	H: 105mm Dia: 60mm

E27 LED FILAMENT PEAR & GLOBE




2YR

 WARRANTY



 DIMMABLE




450

 LUMEN

75

 LM/W


810

 LUMEN

116

 LM/W


810

 LUMEN

116

 LM/W

Code	Description	K	LM	LM/W	Dimensions
76803	E27 LED Filament Pear 6W	1800	450	75	H: 142mm Dia: 64mm
76801	E27 LED Filament Globe 95mm 7W	2700	810	116	H: 140mm Dia: 95mm
76802	E27 LED Filament Globe 125mm 7W	2700	810	116	H: 170mm Dia: 125mm

LAMPS & ACCESSORIES E27

E27 LED STICK


2YR
 WARRANTY



 WARM	800 LUMEN	100 LM/W
---	---------------------	--------------------



 COOL	800 LUMEN	100 LM/W
---	---------------------	--------------------



Shown in bollard

Code	Description	K	LM	LM/W	Dimensions
99757	E27 LED Stick 8W	3000	800	100	H: 113mm Dia: 35mm
94349	E27 LED Stick 8W	4000	800	100	H: 113mm Dia: 35mm

Order online www.saxbytrade.com

E14 LED GOLF & CANDLE

NEW
OPTIONS


2YR
WARRANTY



Code	Description		K	LM	LM/W	Dimensions
90966	NEW E14 LED Candle 5W		3000	470	94	H: 100mm Dia: 37mm
90967	NEW E14 LED Candle 5W		6500	470	94	H: 100mm Dia: 37mm
90968	NEW E14 LED Golf 5W		3000	470	94	H: 78mm Dia: 45mm
90969	NEW E14 LED Golf 5W		6500	470	94	H: 78mm Dia: 45mm
76804	E14 LED Golf 5.8W		3000	470	81	H: 80mm Dia: 45mm
76805	E14 LED Candle 5.8W		3000	470	81	H: 100mm Dia: 38mm
76797	E14 LED Filament Golf 4W		2700	470	118	H: 80mm Dia: 45mm
76798	E14 LED Filament Candle 4W		2700	470	118	H: 98mm Dia: 35mm
94340	E14 LED Filament Golf 4W		2700	470	118	H: 80mm Dia: 45mm
94341	E14 LED Filament Candle 4W		2700	470	118	H: 98mm Dia: 35mm

12V TRANSFORMER

See product pages and Saxbytrade.com for recommended usage and compatibility


2YR
WARRANTY


CLASS 2


DIMMABLE



Code	Description	Finish	Dimensions
ET60R	12V Transformer 20W - 60W Dimmable	Polycarbonate	H: 20mm W: 32mm L: 118mm

Order online www.saxbytrade.com

DIMMER MODULES

NEW
PRODUCT

See product pages and Saxbytrade.com for recommended usage and compatibility


2YR
WARRANTY


CLASS 2



101345



101346



101345



101346

- Constructed from polycarbonate & ABS plastic
- Gloss white finish

Code	Description	Specification	Type	Dimensions
101345 NEW	Dimmer Module	Max. 10 LED lamps	Universal dimmer	H: 54.72mm W: 23.13mm L: 40.95mm
101346 NEW	Dimmer Module	Max. 15 LED lamps	Trailing edge dimmer	H: 59.35mm W: 25.33mm L: 44.2mm

LAMPS & ACCESSORIES SENSOR

LED DRIVER CONSTANT VOLTAGE

See product pages and Saxbytrade.com for recommended usage and compatibility



43810, 47989, 79682,
98992, 98993



79332



79333, 79334, 79681



79328, 79329, 79335,
98994, 98995, 98996



79330, 79331, 98997



94435



Code	Description	Voltage	Wattage	Dimensions
43810	LED Driver Constant Voltage 12V 12W	12V	12W	H: 22mm W: 39mm L: 98mm
47989	LED Driver Constant Voltage 12V 20W	12V	20W	H: 28mm W: 44mm L: 113mm
79335	LED Driver Constant Voltage 12V 60W	12V	60W	H: 32mm W: 61mm L: 184mm
98992	LED Driver Constant Voltage 24V 6W	24V	6W	H: 22mm W: 39mm L: 81mm
98993	LED Driver Constant Voltage 24V 12W	24V	12W	H: 22mm W: 39mm L: 98mm
79682	LED Driver Constant Voltage 24V 20W	24V	20W	H: 28mm W: 44mm L: 113mm
79328	LED Driver Constant Voltage 24V 40W	24V	40W	H: 24mm W: 52mm L: 166mm
98994	LED Driver Constant Voltage 24V 50W	24V	50W	H: 32mm W: 61mm L: 184mm
98995	LED Driver Constant Voltage 24V 60W	24V	60W	H: 32mm W: 61mm L: 184mm
79329	LED Driver Constant Voltage 24V 75W	24V	75W	H: 32mm W: 61mm L: 184mm
98996	LED Driver Constant Voltage 24V 100W	24V	100W	H: 32mm W: 61mm L: 184mm
79681	LED Driver Constant Voltage 24V 150W	24V	150W	H: 34mm W: 67mm L: 210mm
79332	LED Driver Constant Voltage 24V 25W	24V	25W	H: 30mm W: 52mm L: 128mm
79333	LED Driver Constant Voltage 24V 50W	24V	50W	H: 32mm W: 61mm L: 184mm
79334	LED Driver Constant Voltage 24V 100W	24V	100W	H: 34mm W: 67mm L: 210mm
79330	LED Driver Constant Voltage IP67 24V 75W	24V	75W	H: 39mm W: 64mm L: 186mm
79331	LED Driver Constant Voltage IP67 24V 150W	24V	150W	H: 40mm W: 70mm L: 191mm
98997	LED Driver Constant Voltage IP67 24V 240W	24V	240W	H: 40mm W: 72mm L: 249mm
94435	Cable Set	-	-	-

Order online www.saxbytrade.com

LED DRIVER CONSTANT CURRENT

See product pages and Saxbytrade.com for recommended usage and compatibility

NEW
OPTION



Code	Description		Dimensions
95191	LED Driver Constant Voltage 5W 120mA	5YR	H: 25mm W: 30mm L: 157mm
43816	LED Driver Constant Voltage 12W 350mA	2YR	H: 22mm W: 39mm L: 98mm
46896	LED Driver Constant Current 20W 350mA	2YR	H: 28mm W: 44mm L: 113mm
92544	NEW LED Driver Constant Current 25/30/35/40W selectable	5YR	H: 28mm W: 50.5mm L: 121mm
92724	LED Driver Constant Current 48W 1200mA	5YR	H: 29mm W: 43mm L: 139mm
92722	LED Driver Constant Current 14W 200-350mA	5YR	H: 31mm W: 46mm L: 97mm
92723	LED Driver Constant Current 28W 550-700mA	5YR	H: 31mm W: 46mm L: 117mm
81007	LED Driver Constant Current 40W 950mA	5YR	H: 31mm W: 79mm L: 123mm
98449	LED Driver Constant Current 40/50W 1000/1200mA	2YR	H: 30mm W: 44mm L: 179mm

DALI DIMMABLE DRIVERS


See product pages and Saxbytrade.com for recommended usage and compatibility


5YR
WARRANTY



DIMMABLE

FLICKER
FREE

99565



92244, 92245, 92246



- Output Voltage Range 25-42V

Code	Description	Wattage	Output Current	Dimensions
99565	DALI Dimmable Driver 15W	15W	100-350mA	H: 21mm W: 30mm L: 195mm
92244	DALI Dimmable Driver 21W	21W	250-500mA	L: 245mm W: 30mm H: 21mm
92245	DALI Dimmable Driver 31.5W	31.5W	550-750mA	L: 245mm W: 30mm H: 21mm
92246	DALI Dimmable Driver 44W	44W	800-1050mA	L: 245mm W: 30mm H: 21mm

Order online www.saxbytrade.com

MICROWAVE DETECTOR

See Saxbytrade.com for recommended usage and compatibility


2YR
WARRANTY


CLASS 2


MICROWAVE
SENSOR



- 360° (180° on a wall) detection angle, 8m range with a 10 sec - 15 mins timer function

Code	Description	Finish	Dimensions
90978	Microwave Detector Flush IP20	Gloss white polycarbonate	Proj: 25mm Dia: 108mm

LAMPS & ACCESSORIES SENSOR

PIR DETECTOR 2-IN-1

See Saxbytrade.com for recommended usage and compatibility


2YR
WARRANTY


CLASS 2

2-IN-1



Recessed Mounted



Surface Mounted

- 8m range with a 10 sec - 7 min timer function, 10 lux to 2000 lux range
- Maximum 2000W (incandescent lamp)
- Maximum 1000W (LED)
- Installation height 2.2 - 4 meters
- Recessed and surface mounted options
- Cut hole Dia: 73mm

Code	Description	Finish	Dimensions
90977	PIR Detector 2-in-1 IP20	Gloss white polycarbonate	Dia: 93mm Proj: 36mm

Order online www.saxbytrade.com

PIR DETECTOR 3-IN-1

See Saxbytrade.com for recommended usage and compatibility

3-IN-1


2YR
WARRANTY


CLASS 2


IP54
RATED


PIR
SENSOR



Ceiling Mounted



Corner Mounted



Wall Mounted



- 10 lux on, 2000 lux off. 180° - 360° detection angle, 12m maximum range with a 10 sec - 15 min timer function
- Constructed from polycarbonate & pmma plastic

Code	Description	Finish	Dimensions
95283	PIR Detector IP54 3-in-1 IP54	Black polycarbonate	Proj: 134.7mm H: 75.5mm W: 72.2mm

LAMPS & ACCESSORIES SENSOR

PIR MINI

See Saxbytrade.com for recommended usage and compatibility


2YR
WARRANTY


CLASS 2


PIR
SENSOR



- 10 lux on, 2000 lux off. 120° - 360° detection angle, 2~10m detection distance with a 10 sec - 7 min timer function
- Constructed from abs plastic

Code	Description	Finish	Dimensions
95284	PIR Mini	White abs plastic	Proj: 56mm W: 44mm H: 35mm

Order online www.saxbytrade.com

PIR SECURITY DETECTORS

See Saxbytrade.com for recommended usage and compatibility


2YR
WARRANTY


CLASS 2


IP44
RATED


PIR
SENSOR



- 180° detection angle, 12m maximum range with a 10 sec - 7 min timer function
- 2000W incandescent and 1000W LED maximum
- 10lux - 2000lux adjustable
- Installation height 1.8 - 2.5 metres

Code	Description	Finish	Dimensions
90974	PIR Security Detector Wall IP44	Black ABS plastic	Proj: 77mm H: 70mm W: 55mm
90975	PIR Security Detector Wall IP44	White ABS plastic	Proj: 77mm H: 70mm W: 55mm

LAMPS & ACCESSORIES SENSOR

PHOTOCELL

See Saxbytrade.com for recommended usage and compatibility


2YR
WARRANTY


CLASS 2


IP44
RATED



- 10 - 100 lux on, 40 - 250 lux off
- Rated current 10A

Code	Description	Finish	Dimensions
90981	Photocell	Black ABS	Dia: 86mm H: 130mm

Order online www.saxbytrade.com

TWILIGHT DETECTOR

See Saxbytrade.com for recommended usage and compatibility


2YR
WARRANTY


CLASS 2


IP44
RATED



- Fully adjustable 5 - 300lux
- Rated current 15A

Code	Description	Finish	Dimensions
90979	Twilight Detector Wall IP44	Black ABS plastic	Proj: 27.5mm H: 102mm W: 70mm
90980	Twilight Detector Wall IP44	White ABS plastic	Proj: 27.5mm H: 102mm W: 70mm

LAMPS & ACCESSORIES SENSOR

INLINE IP68 CONNECTOR

See Saxbytrade.com for recommended usage and compatibility


2YR
WARRANTY


CLASS 2


IP68
RATED

IP68
RATED



- Suitable cable size 0.5 - 2.5mm

Code	Description	Finish	Dimensions
90131	Inline IP68 Connector Straight IP68	Black nylon	L: 84mm Dia: 26mm
90132	Inline IP68 Connector Tee IP68	Black nylon	L: 110mm H: 26mm W: 70mm

Order online www.saxbytrade.com

































TECHNICAL & INDEX

TECHNICAL	338
T&C'S	345
INDEX	346

Icons Guide

Each of our products have appropriate icons displayed against them. Our handy icon guide helps to explain what each of our icons mean.

 5YR WARRANTY	1, 2, 3 or 5 year warranty, refer to T&Cs	 80 CRI	Color Rendering Index
 CLASS 1	Class 1, earthed product	 6 SDCM	Standard Deviation Colour Matching
 CLASS 2	Class 2, double insulated product	 MOTION SENSOR	Motion sensor
 CLASS 3	Class 3, super extra low voltage product (driver required)	 PIR SENSOR	PIR sensor
 FIRE RATED 30,60,90 MINS	Suitable for use in 30, 60 or 90 minute fire rated ceilings	 PIR SENSOR	Includes microwave sensor
 IP65 RATED	Denotes IP rating (see page 292)	 PHOTOCELL SENSOR	Includes photocell sensor
 ACOUSTIC RATED	Part E (BS EN140 acoustics) building regulations	 REMOTE CONTROL	Remote control
 IK03	Meets EN 62262 impact resistance	 ROCKER SWITCH	Rocker switch
 EMERGENCY MAINTAINED	Emergency Maintained	 PULL CORD	Pull cord
 EMERGENCY	Emergency Non Maintained	 TOGGLE SWITCH	Toggle switch
 EMERGENCY SELF TEST	Emergency Maintained Self Test	 DE-MIST PAD	De-mist pad
 WALK OVER	Walk over	 SHAVER SOCKET	Integrated shaver socket
 DRIVE OVER	Drive over	 60° BEAM	60° beam angle
 MARINE GRADE	High grade stainless steel, suitable for marine environment	 30° TILT	30° tilt angle
 DIMMABLE	Dimmable with a compatible lamp/dimmer switch	 355° ROTATION	355° rotation angle

Lamp Temperature

When thinking about lamp and fitting choice it's important to understand that every light source has two distinct elements. The first part is brightness which is measured in lumens; this is a measure of the amount of light that it will give out.

The second part is the colour temperature, which is measured in kelvin and indicates how cool or warm the light is. Warmer fittings and lamps have low kelvin numbers, whereas cooler lamps and fittings will have a kelvin that is high. Choosing the right fitting or lamp helps to create the right effect within your chosen room.

WARM white

COOL white

DAYLIGHT white



WARM white (< 3800k)



Warmer whites are generally preferred for creating a more relaxed environment in dining, living or reception areas.

COOL white (3900k to 5800k)



Cool white is a good choice for retail and office environments where a simulated natural, outdoor light is preferred. Use in modern contemporary kitchens and bathrooms to complement the décor.

DAYLIGHT white (> 5900k)



Perfect for industrial and healthcare applications where the most natural lighting is required.

Finding your LED equivalent

LED	3W	5W	7W	9W	12W
INCANDESCENT	25W	40W	60W	75W	100W
HALOGEN	18W	28W	42W	55W	70W
LUMENS	200	400	600	800	1000
CFL	5W	8W	12W	15W	20W

Ingress Protection (IP) Rating

Each light within our brochure has been given an appropriate IP rating; this relates to the degree of protection the light provides against solid object and water ingress. IP ratings are relevant to anywhere that moisture is prevalent, such as bathrooms, utility rooms and exterior environments. Written as IPxx, the first x defines the level of protection offered from dust; the second x defines the level of protection offered from moisture. The higher the numbers are, the better the protection will be.



INGRESS PROTECTION

IP65

SOLID OBJECT


MOISTURE

1	Protected against a solid object greater than 50mm such as a hand	1	Protected against vertical falling drops of water. Limited ingress permitted
2	Protected against a solid object greater than 12.5mm such as a finger	2	Protected against vertical falling drops of water with enclosure tilted up to 15 degrees from the vertical. Limited ingress permitted
3	Protected against a solid object greater than 2.5mm such as a screwdriver	3	Protected against sprays of water up to 60 degrees from the vertical. Limited ingress permitted
4	Protected against a solid object greater than 1mm such as a wire	4	Protected against water splashes from all directions. Limited ingress permitted
5	Dust protected. Limited ingress of dust permitted. Will not interfere with operation of the equipment	5	Protected against jets of water. Limited ingress permitted
6	Dust tight. No ingress of dust	6	Protected against powerful jets of water. Limited ingress permitted
		7	Watertight against the effects of immersion in water between 15cm and 1m for 30 minutes
		8	Watertight against the effects of immersion in water under pressure for long periods

Choose the right IP rating for your location

In most cases a product with a rating of IP44 will be suitable for the majority of locations, but there are certain circumstances where a lower or higher rating would be more appropriate. For products fitted in porches or downlights fitted in soffits, the property will give a certain amount of protection and these can be rated IP23.

For commercial properties we offer wall and ground light products with improved seals that have a higher rating of IP65. Our IP67 rated products are the most resilient, and can withstand almost all weather conditions.



Benefits of LED Lighting

ENERGY EFFICIENCY - The energy saving from an LED lamp is substantial; compared to an incandescent lamp, you will only use around 20% of the energy. They are even more efficient than fluorescent lamps too, saving 20% on the running cost for a similar light output.

MUCH LONGER LIFESPAN - LED lamps have a much longer lifetime, on average 15 times longer than the original incandescent lamps, so they don't need to be replaced as often.





INSTANT LIGHT - Fluorescent energy saving lamps take a long time to reach full brightness, whereas LED alternatives produce light at full intensity instantly.

ENVIRONMENTALLY FRIENDLY - Not only do LED lamps and fittings last much longer, but they use less energy than other light sources.

SAFE - Unlike fluorescent lamps, LED lamps do not contain mercury. This makes them easy to recycle and safe to have around the home too.

LEDs explained

Technology has progressed further, to a point where there is a direct LED equivalent to existing halogen and incandescent lamps. The future is bright too; new technology will see brighter LEDs using even less power than they currently do.

-  **SMD** - An established technology now, these LEDs offer a variety of package sizes and light outputs. They are normally used in an array form, to give an even spread of light.
-  **COB** - This LED has a number of separate chips embedded in phosphor and mounted on a ceramic package. This gives greatly improved lumens per watt, better cooling and superior light output.
-  **LED HI POWER** - These types of LED offer superior light output, but have higher power requirements. Normally available in 1W or 3W, these require a heatsink to run at the correct temperature.
-  **RGB SMD** - Red, green, blue (RGB) LEDs have three separate LEDs embedded in one chip. They allow precise selection for the ultimate in accent lighting.
-  **DOB SMD** - Driver On Board is a new technology using both SMD and COB LEDs, but without an external driver. The power control circuitry is integrated onto the printed circuit board (PCB) and these are connected directly to the mains power source.

Lamp Data Explained

The lumen figures quoted in the catalogue are for guidance only. The lumen figure is for the entire product and the Lm/W can be used when selecting products which are Part L compliant.

Code	Description	K	LM	LM/W	Dimensions
78541	SirioDISC Adjustable 18W	4000	1450	81	H: 15mm Dia: 230mm

- K: 4000 Lm: 1450 Lm/W: 81

Colour Rendering Index (CRI)

This figure is a percentage and relates to the ability of the lamp or product to show accurate colours when compared to a reference light source. All of our lamps and integrated products have a CRI in excess of 80 and 65 for outdoor lighting.

Energy Saving - All products supplied with a lamp or light source must have a declared energy rating. This can be found on the packaging. The most energy efficient products are rated A+++. We also include Lm/W figures for all lamps and products with a light source so you can make an informed choice on the best product for your application.

Building regulations

Part B - This regulation refers to the fire safety requirements that new buildings must meet. Recessed products that break the fire barrier during installation must ensure that they are capable of maintaining the original barrier against fire.

Part C - This regulation covers requirements on the flow of air and moisture in a building.

Part E - This regulation also refers to recessed products and their ability to minimise sound passing through from one part of a property to another.

Part L - This regulation outlines minimum energy efficiency requirements for all commercial and domestic properties. All lights fitted must meet minimum Lm/W requirements.

Part P - This regulation refers to the safe installation of all electrical fittings and lighting and the inspection, testing and certification of a property.

Glossary

ELECTRICAL

a.c. - Is the acronym for alternating current.

d.c. - Is the acronym for direct current.

Watt - This is the amount of energy that a product consumes.

mA - This is the rate of flow of electricity, measured in amps. You would normally come across this as the output of a constant current LED driver.

Volts - The volt is a measure of electric potential. The UK mains voltage is 240V.

Constant current - This refers to the output from an LED driver, in these the current output remains the same, i.e. 350mA, and the voltage increases as the power increases.

Constant voltage - This refers to the output from an LED driver, in these the voltage output remains the same, i.e. 12V, and the current increases as the power increases.

Hertz - This is the unit of frequency. The UK mains a.c. supply voltage is set at 50Hz.

Class 1 - This fitting has basic insulation and relies on an earth connection for safety.

Class 2 - This fitting has two layers of insulation and does not require an earth connection. Often known as double insulated.

Class 3 - Sometimes known as Safety Extra Low Voltage (SELV), the operating voltage of these products is lower than 50V and is isolated from the mains supply.

kWh - 1000W of electricity used over the period of one hour.

Abbreviations

- ◆ H: Height ◆ W: Width ◆ L: Length ◆ D: Depth ◆ Proj: Projection ◆ Dia: Diameter
- ◆ Sq: Square ◆ K: Kelvin ◆ Lm: Lumens ◆ Lm/W: Lumens per Watt

Light Source

LED - Is the acronym for Light Emitting Diode.

Kelvin - This figure defines the colour temperature of visible light. The units are K.

SDCM - This is an acronym for Standard Deviation Colour Matching and is a way of measuring the differences between LEDs of the same colour. Sometimes called the MacAdam Ellipse.

Lumen - A measure of the quantity of visible light from a lamp or product.

RGB - Is the acronym for red, green and blue for an LED that can change colour .

CRI - Is the acronym for Colour Rendering Index. It relates to the ability of the lamp or product to show accurate colours when compared to a reference light source.

Lux - A measure of the intensity of light, defined as 1lm /m2.

LM80 - This is a standard for measuring the lumen depreciation of a solid state light source.

Efficiency - Lamp and luminaire efficiency is measured in Lm/W. This gives an accurate comparison between different types of fittings for energy usage.

Sensors

PIR - Also known as passive infrared, the sensor detects the heat energy that all living bodies give off. When a person walks in front of the fitting, the sensor detects the change in the radiation and turns on the light.

Photocell - Sometimes known as a dusk to dawn sensor. The sensor reacts to the ambient light and will turn the fitting on when a pre-set light level is reached. The light will remain on until the light increases to another pre-set level where it will turn off.

Microwave - These have a similar operation to the PIR but work by detecting motion. They send a continuous wave of radiation out and if there is any movement in their range they detect the change in frequency and operate the light. They can be fitted internally as the microwaves will pass through some materials, and can even pass through walls.

Infra-red - These are short range movement sensors and are used for hands free operation of lights where you may have wet hands. The IR sensor is a little module with an emitter and a detector, it emits a beam of infra-red (like your TV remote), and when the beam is broken the detector will activate the sensor.

Touch (Resistive) - A resistive touch switch relies on the natural conductivity of the skin and must be used with a conductive material.

Touch (Capacitive) - Capacitive switches have the advantage of being able to work with non-conductive materials such as wood and plastics. These work by using the electrical charge (static electricity) that the human body naturally has. On touching the sensor, the electrical parameters change and the switch will operate.

Miscellaneous

IP - Is the acronym for ingress protection. The first number refers to the dust proofing and the second to the protection against water.

IK - This is the numerical classification for impact protection of outdoor light fittings.

Maintained - Emergency lights that operate as a normal light fitting and can be controlled with all the other lights in the area, however when the power fails the maintained emergency fitting will continue to operate but at a lower light level.

Non Maintained - Is normally switched off, with its batteries being continuously charged and a green LED showing fully charged. When the power fails then the fitting switches on using its battery supply. Non-maintained fittings are not part of the general lighting but are fittings such as emergency exit signs.

Terms & Conditions

Whilst every effort has been made to ensure that the information provided in this catalogue is accurate, we do not accept liability for errors or omissions in the descriptions, data, dimensions or any other information in the catalogue. No warranty, express or implied, is given that the information provided in this catalogue is error free. We try to ensure that colours and dimensions are correct at time of print, but these are given for guidance and comparison only and are subject to change without notice. Some of our products are handmade and are therefore subject to natural variation in colour and appearance. As a process of continual improvement, we reserve the right to amend and change the specification of products without notice. Prior to making any structural changes, please ensure physical confirmation of correct dimensions.

All exterior products are covered by our guarantee. Unless specifically defined as high quality marine grade stainless steel, these guarantees are null and void if the products are installed or stored within or near a marine or sea and coastal environments or where there is salt, fertilisers and/or chemical pollution in the environment.

Full terms and conditions available upon request.

Quality Statement

Our company is committed to achieving great customer satisfaction by always putting our customers at the heart of everything we do. We are continually developing our systems and processes with the ultimate aim of getting it 'right first time, every time'.

Outdoor Lighting

Our cast aluminium, stainless steel and nylon fibre products have a 2 year guarantee against corrosion. These guarantees are null and void if products are installed where there is salt, fertilisers and/or chemical pollution in the air or have been sprayed with chemical cleaners and the product has not been maintained.

Dimmer Switches

If your product is dimmable and requires a third party dimmer switch, compatibility is not guaranteed with all Saxby products. For further advice, please contact a qualified electrician or the manufacturer of the dimmer switch you intend to use. Do not use dimmer switches for tubular fluorescent lamps or energy efficient replacement compact fluorescent lamps. The dimmer switch will eventually burn out if used for these applications!

Products incorporating LEDs - A lot of our LED lamps and fittings can now be dimmed and we would recommend using a specific LED dimmer switch. Please verify with us that the product can be dimmed before consulting a qualified electrician or dimmer manufacturer for correct selection of dimmer switch.

Products incorporating Integral Low Voltage Electronic Transformers (G4 halogen lamps) - We do not generally recommend dimming these products, but if dimming is necessary, then a specialised dimmer switch may be required. Please verify with us that the product can be dimmed before consulting a qualified electrician or dimmer manufacturer for correct selection of dimmer switch.

Products Using Mains Voltage Halogen Bulbs (GU10, G9, ECO halogens and Linear Halogen Lamps) - Dimmer switches must not be overloaded. Some dimmer switches are designed to run warm and it is quite usual for the front plate to reach temperatures of approximately 50° Celsius during normal operation. When using halogen lamps make sure that the dimmer is rated at least twice the total wattage of the lamps to be dimmed, e.g. if using 3 x 50w GU10 halogen (150W), then make sure the dimmer is rated at 300W. See table below:

Maximum Load on Dimmer Switch Label	Maximum Load for Mains Halogen
300W	150W
500W	250W
1000W	500W

It is also quite normal to hear a slight buzzing sound coming from the dimmer switch in operation

Product Code Index

	Product Code	Page
■	10400	135
■	10401	133
■	12421	173
■	13758	181
■	13759	178
■	13760	177
■	13797	195
■	13798	205
■	13799	205
■	13801	192
■	13802	193
■	13822	233
■	13889	272
■	13890	272
■	13914	195
■	13915	214
■	13921	204
■	13922	204
■	13923	204
■	13924	226
■	13928	207
■	13929	207
■	14015	198
■	14016	198
■	14017	198
■	14018	199
■	34200	170
■	34483	170
■	35612	171
■	39166	169
■	39167	169
■	39168	169
■	39237	182
■	39363	184
■	39608	172
■	39627	184
■	39629	171
■	40045	229
■	42315	112
■	42316	112
■	43277	120
■	43278	121
■	43279	122
■	43281	120
■	43282	121
■	43283	122

	Product Code	Page
■	43655	214
■	43810	325
■	43816	326
■	46395	128
■	46896	326
■	47989	325
■	48024	114
■	48025	114
■	48739	243
■	48740	243
■	48869	46
■	49145	117
■	49909	203
■	49910	203
■	49911	203
■	49945	225
■	49946	225
■	50005	61
■	50006	61
■	50605	129
■	50606	129
■	50673	36
■	50674	36
■	50681	36
■	50682	36
■	50686	37
■	50688	37
■	51918	144
■	52211	280
■	52212	280
■	52213	264
■	52305	147
■	52306	147
■	52329	44
■	52330	44
■	52331	44
■	52332	44
■	52333	44
■	52334	44
■	52403	50
■	52404	50
■	52405	50
■	52407	49
■	52408	49
■	52409	49
■	52485	47

	Product Code	Page
■	54479	174
■	54487	174
■	54553	228
■	54554	228
■	54675	173
■	54676	173
■	55689	248
■	55690	248
■	55691	248
■	55692	248
■	59136	270
■	59138	270
■	59850	173
■	59995	72
■	59996	72
■	60894	183
■	60895	179
■	60899	176
■	60991	123
■	60992	123
■	60993	123
■	60995	123
■	60997	122
■	60998	120
■	60999	121
■	61000	124
■	61001	124
■	61002	124
■	61003	124
■	61059	36
■	61060	36
■	61061	37
■	61211	260
■	61214	260
■	61219	260
■	61635	136
■	61636	134
■	61638	132
■	61639	132
■	61640	137
■	61646	245
■	61647	245
■	61648	245
■	61649	245
■	61650	245
■	61651	245

Product Code Index

Product Code	Page
61652	245
61653	245
61865	219
61866	219
67176	246
67177	246
67360	276
67361	277
67405	284
67406	284
67685	215
67686	215
67687	215
67695	218
67696	218
67701	206
67702	206
67703	206
67704	206
69231	245
69232	245
69233	245
69500	142
69880	30
69881	30
69882	30
69883	30
69884	30
69885	30
70257	309
70258	309
70259	309
70260	309
70417	47
70418	47
70847	199
70848	199
71553	268
71554	268
71886	114
71888	117
71889	117
71890	117
71891	117
71892	117
71893	117

Product Code	Page
71894	117
71895	117
71896	117
71899	112
72180	245
72181	245
72360	180
72365	78
72366	78
72371	78
72372	78
72641	297
72642	300
72643	301
72644	296
72718	114
72720	117
72721	117
72722	117
72723	117
72724	117
72725	117
72726	117
72727	117
72728	117
73347	267
73348	267
73349	267
73445	198
73446	198
73463	276
73464	277
73534	73
73536	85
73666	146
73667	145
73684	125
73685	125
73686	125
73687	125
73688	125
73689	125
73716	243
73717	243
73719	57
73720	57

Product Code	Page
73785	24
73786	24
73787	24
73788	24
73796	295
73810	57
73811	57
73812	57
73813	57
74031	24
74032	24
74045	309
74048	309
74707	27
74708	27
74709	27
74710	27
74711	27
74712	27
74767	102
74768	102
75272	212
75429	198
75430	193
75431	192
75432	193
75433	193
75434	192
75435	192
75436	196
75437	196
75438	195
75439	193
75440	193
75441	192
75442	192
75443	196
75444	196
75448	196
75449	196
75527	255
75528	254
75530	273
75531	84
75532	84
75533	84

Product Code Index

	Product Code	Page
■	75534	84
■	75535	117
■	75536	117
■	75537	117
■	75538	117
■	75917	39
■	75921	142
■	75922	142
■	75923	142
■	75924	142
■	75930	213
■	75931	213
■	76006	44
■	76007	44
■	76139	314
■	76140	314
■	76383	299
■	76615	267
■	76616	267
■	76617	267
■	76790	315
■	76791	315
■	76797	322
■	76798	322
■	76799	319
■	76800	318
■	76801	320
■	76802	320
■	76803	320
■	76804	322
■	76805	322
■	76806	319
■	76807	318
■	77892	98
■	77893	98
■	77895	98
■	77896	98
■	77897	99
■	77898	99
■	77899	99
■	77900	99
■	77901	99
■	77902	99
■	77904	100
■	77905	100
■	77910	100

	Product Code	Page
■	77911	100
■	77912	100
■	77913	100
■	77914	247
■	77915	247
■	77916	247
■	78263	60
■	78286	100
■	78520	26
■	78521	26
■	78522	26
■	78523	26
■	78524	26
■	78525	26
■	78529	39
■	78530	49
■	78531	49
■	78532	49
■	78533	51
■	78534	51
■	78535	51
■	78536	51
■	78537	52
■	78538	52
■	78540	52
■	78541	55
■	78542	53
■	78546	70
■	78554	75
■	78555	75
■	78556	75
■	78557	75
■	78558	75
■	78559	75
■	78560	76
■	78561	76
■	78562	76
■	78563	76
■	78564	76
■	78565	76
■	78573	87
■	78574	87
■	78575	87
■	78577	88
■	78580	88
■	78585	107

	Product Code	Page
■	78586	107
■	78607	249
■	78608	249
■	78620	252
■	78621	253
■	78622	251
■	78635	285
■	78636	285
■	78637	255
■	78638	256
■	78639	255
■	78640	256
■	78641	255,256
■	78644	256
■	78645	254
■	78649	114
■	78650	113
■	78651	113
■	78654	115
■	78655	115
■	78656	115
■	78657	115
■	78658	115
■	78659	115
■	78660	115
■	78661	115
■	78662	115
■	78667	200
■	78752	88
■	78753	88
■	78757	223
■	78774	88
■	78845	252
■	78846	252
■	78847	252
■	78848	253
■	78849	253
■	78850	253
■	78851	251
■	78852	251
■	78853	251
■	78856	310
■	78857	310
■	78858	310
■	78859	311
■	78860	311

Product Code Index

Product Code	Page
78861	311
78862	311
78863	311
78864	311
78954	42
78955	42
78959	110
78960	110
78961	110
78962	240
78963	241
78964	240
78965	241
78966	240
78967	241
78968	240
78969	241
78970	237
78971	239
78972	239
78973	239
78978	71
79195	283
79196	220
79305	32
79328	163,325
79329	163,325
79330	163,325
79331	163,325
79332	163,325
79333	163,325
79334	163,325
79335	325
79397	88
79681	163,325
79682	163,325
79978	34
79979	34
79980	34
80244	34
80245	34
80246	34
80247	35
80248	35
80497	165
80498	165

Product Code	Page
80499	164
80500	164
80501	165
80775	233
81007	326
81008	202
81009	202
81010	202
81011	202
81018	34
81019	315
81020	315
81021	315
81022	117
81023	65
81024	65
81025	65
81026	67
81555	20
81556	315
81572	38
81573	45
81739	45
81744	69
81850	69
90126	140
90127	141
90129	73
90130	194
90131	335
90132	335
90377	19-21
90378	19-21
90631	312
90632	312
90633	292
90955	57
90956	57
90957	48
90958	48
90959	48
90960	223
90961	220
90962	283
90963	283
90964	283

Product Code	Page
90965	287
90966	322
90967	322
90968	322
90969	322
90970	319
90971	319
90972	319
90973	319
90974	332
90975	332
90977	329
90978	328
90979	334
90980	334
90981	333
90982	312
90983	312
91146	293
91237	69
91238	250
91358	294
91359	318
91360	318
91361	87
91362	87
91363	87
91513	43
91796	186
91797	187
91798	187
91802	185
91860	235
91861	235
91862	235
91863	235
91864	237,238
91865	237,238
91866	237,238
91946	82
91949	308
91951	317
91952	72
91954	279
91955	279
91956	279

Product Code Index

	Product Code	Page
■	91957	279
■	91958	279
■	91959	279
■	91961	271
■	91962	257
■	91963	286
■	92012	276
■	92019	271
■	92244	327
■	92245	327
■	92246	327
■	92248	327
■	92273	66
■	92274	66
■	92276	66
■	92277	66
■	92310	232
■	92311	91
■	92312	131
■	92313	131
■	92513	19-21
■	92514	303
■	92515	91
■	92516	91
■	92518	43
■	92519	43
■	92520	71
■	92521	71
■	92522	71
■	92523	71
■	92531	205
■	92532	204
■	92533	207
■	92534	207
■	92535	313
■	92536	313
■	92537	311
■	92538	42
■	92542	66
■	92543	68
■	92544	326
■	92722	326
■	92723	326
■	92724	326
■	92751	23
■	92822	69

	Product Code	Page
■	92823	69
■	94056	75
■	94059	283
■	94060	283
■	94061	110
■	94062	110
■	94063	110
■	94340	322
■	94341	322
■	94342	319
■	94343	319
■	94344	318
■	94345	318
■	94346	293
■	94347	293
■	94348	223
■	94349	321
■	94422	273
■	94430	268
■	94431	268
■	94434	268
■	94435	325
■	94519	106
■	94520	106
■	94754	42
■	94792	193
■	94793	193
■	94794	283
■	94795	49
■	94796	49
■	94797	49
■	94946	165
■	94947	164
■	94948	164
■	95191	326
■	95202	23
■	95203	23
■	95205	289
■	95206	289
■	95207	289
■	95283	330
■	95284	331
■	95285	258
■	95539	94
■	95540	94
■	95541	94

	Product Code	Page
■	95542	94
■	95543	94
■	95544	94
■	95545	95
■	95546	95
■	95547	95
■	95548	95
■	95549	95
■	95550	95
■	95551	95
■	95552	95
■	95553	95
■	95554	209
■	95555	194
■	95918	44
■	95919	44
■	96197	103
■	96198	274
■	96199	274
■	96850	75
■	97732	165
■	97734	165
■	97735	165
■	97736	164
■	97737	165
■	97738	165
■	97739	164
■	97817	293
■	97820	223
■	97821	200
■	97822	200
■	97823	220
■	97824	220
■	97853	231
■	98432	315
■	98433	315
■	98434	315
■	98435	316
■	98436	316
■	98437	197
■	98438	197
■	98439	211
■	98440	211
■	98441	128
■	98442	201
■	98443	236

Product Code Index

	Product Code	Page
■	98444	236
■	98445	236
■	98446	236
■	98447	237
■	98449	326
■ ■	98992	163,325
■ ■	98993	163,325
■ ■	98994	163,325
■ ■	98995	163,325
■ ■	98996	163,325
■ ■	98997	163,325
■	98998	152
■	98999	152
■	99000	152
■	99001	152
■	99002	152
■	99003	152
■	99004	152
■	99005	152
■	99006	160
■	99007	160
■	99008	160
■	99009	160
■	99010	160
■	99011	153
■	99012	153
■	99013	154
■	99014	154
■	99018	155
■	99019	155
■	99020	155
■	99021	155
■	99022	155
■	99023	155
■	99024	155
■	99025	155
■	99026	155
■	99027	155
■	99028	155
■	99029	155
■	99030	160
■	99031	160
■	99032	160
■	99033	160
■	99034	160
■	99042	161

	Product Code	Page
■	99043	161
■	99044	158
■	99045	161
■	99046	161
■	99047	161
■	99048	161
■	99049	161
■	99050	161
■	99051	161
■	99052	160
■	99053	161
■	99054	161
■	99055	162
■	99544	238
■	99545	258
■	99546	258
■	99547	258
■	99548	217
■	99549	217
■	99550	282
■	99552	52
■	99553	52
■	99554	52
■	99555	52
■	99556	52
■	99557	43
■	99558	43
■	99559	43
■	99560	43
■	99561	276
■	99562	273
■	99563	255
■	99564	288
■	99565	327
■	99566	105
■	99756	211
■	99757	321
■	99758	36
■	99759	36
■	99760	34
■	99761	263
■	99763	263
■	99764	263
■	99765	269
■	99767	105
■	99816	85

	Product Code	Page
■	99817	85
■	101328	120
■	101329	121
■	101330	122
■	101331	123
■	101332	124
■	101333	125
■	101334	125
■	101335	125
■	101336	79
■	101338	79
■	101339	302
■	101340	318
■	101341	318
■	101342	25
■	101343	25
■	101344	37
■	101345	324
■	101346	324
■	101349	191
■	101350	191
■	101351	191
■	101352	191
■	101456	94,96,97
■	101458	94
■	101619	315
■	101620	315
■	101621	152
■	101622	152
■	101623	153
■	101624	154
■	101625	295
■	101626	109
■	101627	109
■	101628	109
■	101629	109
■	101630	109
■	101631	109
■	101632	109
■	101633	109
■	101634	109
■	101635	109
■	101636	109
■	101637	109
■	102454	94,96,97
■	102630	19

Product Code Index

Product Code	Page
102659	154
102660	154
102661	154
102662	160
102663	160
102664	160
102665	164
102666	164
102667	164
102668	164
102669	31
102670	31
102671	31
102672	31
102730	96
102732	97
103022	77
103023	77
103024	160
103025	160
103026	311
103027	311
103028	38
103029	22
103030	140
103031	141
103174	21
103253	82
103254	82
103255	82
103256	82
103257	82
103258	82
103259	83
103260	83
103261	83
103262	83
103263	83
103264	83
103265	82
103266	82
103267	83
103268	83
103835	59
103836	59
103837	59

Product Code	Page
103838	59
103839	156
103840	156
103841	161
103842	161
103843	161
103844	111
103845	111
103846	111
103847	111
103848	111
103849	111
103850	77
103851	281
103852	263
103853	263
103854	263
103935	96
103936	96
103937	96
103938	97
103939	97
103940	97
103941	41
103942	41
103943	97
103944	304
104024	79
104025	79
4478182	224
4479782	224
1818PIR	227
1818S	228
3TH113W	114
3TH139W	113
3TRAWI	117
3TRAWIS	117
3TRAWL	117
3TRAWP	117
CH200E27BK	231
CH201E27BK	231
EL-40074	208
EL-40075	208
EL-40076	208
EL-40088	222
EL-40103	260

Product Code	Page
EL-40104	260
EL-40107	260
ET60R	323
FH150	61
G2521013	120
G2521313	121
G2523413	122
G5503177	126
G5503477	126
GH88042V	281
GH98042V	281
LHGU10	60
LHGU53	60
OD51004	127
OL60AB	264
POLGU10	287
ST031F	213
ST031FPIR	213
ST5008BK	200
ST5008S	200
ST5008W	200
ST5009BK	200
ST5009SS	200
ST5009W	200
ST5010S	200
ST5010W	200
ST5011	201

Product Name Index

Product Name	Page
12V Transformer	323
8W GU10 EM Kit	304
Albus CCT	263
Alto	48
Altum	87-88
Amalfi	120-124
Aqualine 12V Premium	144
Arezzo	125
Atlantis	198-199
Avit	250
Axial	52-53
Ayoka	284
B22 LED Filament GLS	318
B22 LED GLS	318
Batten Plug-in PIR Sensor	77
Bayswater	229
Bianco	213
Bliss	205
Borde CCT	72
Box	135
Breton	223
Broco	107
Bullett	114
Cable Set	325
Camber	209
Cast	44-45
Circo CCT	59
Cobra CCT	106
ColtLED Track Head	109
Conor	113
Converse	47
Cove	276
Crescent	134
Crystal	171
Cyclo 2	299
DALI Dimmable Driver	327
Dax	232
Dimmer Module	324
Doron	214
Dual	79
E14 LED Candle	322
E14 LED Filament Candle	322
E14 LED Filament Golf	322
E14 LED Golf	322
E27 LED Filament Globe	320
E27 LED Filament GLS	319

Product Name	Page
E27 LED Filament Pear	320
E27 LED GLS	319
E27 LED Stick	321
Earth Spike	237
Eco	264
EcoLinear	73
Emergency LED Conversion Kit	302-303
Equinox	203
Flexline 12V	145-147
Forca	98-100
G4 LED SMD	316
G9 470LM DIM	315
G9 LED SMD	314-315
Gage	91
Garrix	51
Glimpse	180
Glover CCT	220
GU10 Lampholder	60
GU10 Lampholder & Fast Fix Box	60
GU10 LED SMD	309-311
Hades	279
Halbury PIR	228
Hayden	211
Hayz	277
Heatguard	61
Hera CCT	140
HeroPro	94-97
HeroPro Large	97
HeroPro Medium	94
HeroPro Mini	96
Hoxton	283
Icarus	202
Ice	184
Ikon Round	272
IkonPRO	268, 270
IkonPRO CCT	267-269
IKONPRO RGB	271
Inline IP68 Connector	335
Inova PIR	225
Inova PIR	225
IP65 Batten	82-83
Kingsley	71
Kios 2	273
Knight	169
Lalo	43
Lantern	217

Product Name Index

Product Name	Page
LED Driver Constant Current	326
LED Driver Constant Voltage	163,325
Linear Pro	78
Lipco	172
Louvre	231
Lucca	246
Lucca Mini	247
Luik	245
Luminatra	285
Madison	129
Mantra	239
Mareh	181
Microwave Detector	328
Mini Crescent	133
Moda	186
Montana	102
Monte	112
Mordax	82
Mornington	136
Morti	215
Motion PIR	243
MR16 Lampholder	60
MR16 LED	313
MW Sensor	77
Nico	176
Nimbus CCT	105
Noble	174
Nyx CCT	141
Odi	127
Odyssey	200-201
Omega	182
Onan	187
Opaz MV	287
OrbitalPLUS	30
OrbitalPRO	31
Oreti	218
Orion 30M Cable	160
Orion IP20 Connector	160
Orion RGBW	156, 161
Orion Single Colour Tape Remote	160
Orion Single Colour Tape Sync Controller	160
Orion20 LED	152
Orion65 LED	155
Orion65/67 Accessory	160
Orion65/67 Accessory pack	160
Orion65/67 Connector	160

Product Name	Page
Orion67 LED	155
Orion67 LED	155
OrionFLEX LED IP20	153
OrionPRO IP20 Connector	160
OrionPRO LED IP20	154
OrionRGB 30M Cable	161
OrionRGB Connector	161
OrionRGB LED	158
OrionRGB Sync Controller	161
OrionRGB Touch Remote	161
OrionRGBW 30M Cable	161
OrionRGBW Sync Controller	161
OrionRGBW Touch Remote	161
OrionSMART 5M Kit	162
Pacto	110
Pagoda PIR	226
Palermo	126
Palin	191-197
Peake	46
Perle	177
Photocell	333
Picco	289
Picco Mini	289
Pillar	280-281
Pillar Tilt	282
Pillo	252
Pillo XL	253
PIR	331
PIR Detector	329-330
PIR Security Detector	332
Portico	173
Pure	170
Pyramid	207
Ravel	38
Recess Clip	69
Reeve 2	85
Reeve Connect	84
Revelo	183
Rift	179
Rigel	164-165
Roko	206
Rond	251
Rular	75-76
Salde	235-238
Salvo	137
Seina	254-256

Product Name Index

Product Name	Page
Sentinel	212
Seran	248
Seran Microwave	249
Severus	260
Severus CCT	258
Shale CCT	128
Shield360	22
ShieldECO	23-27
ShieldECO Trimless Bezel	39
ShieldPLUS	36-37
ShieldPRO	19-21
ShieldSLIM	21
Sight	292
Sight 4-in-1	296
Sight Box	295
Sight Eco	294
Sight Plus	293
Sight Recessed	297
Sight Twin Spot	300-301
Sirio	70
SirioDISC	55, 57
Sleek CCT	142
Smart E27	317
Smart Festoon	274
Smart GU10	308
Smart Halo	103
Smart IKON	271
Smart Luminatra	286
Smart Orbital	32
Smart Seina	257
Smart ShieldPro	20
Speculo	34-35
Spegel	178
Square	184
Stratus	65-69
Surge	240-241
Tango	204
Tetra	50
Toko	132
Track	115-117
Track Head Large	111
Track Head Small	111
Traditional	227-228
Tribeca	208
Trimless Downlight	42
Trimless GU10	41

Product Name	Page
Triton	288
Twilight Detector	334
Vulcan	219
Ware	222
Xeno	49
York	224
Zeke	131
Zone	233



For more information on our warranties please see
www.saxbytrade.com



CONTACTS



GEORGE MCCREADY

T: 07717 610 946

E: george.mccready@saxbylighting.com

Postcodes: G, EH, HS, ML, KA, DD, AB, NE, ZE, IV, SR, KY, DG, FK, PA, DH, TD, CA, PH, KW, GL, DL, YO



SPENCER COTTON

T: 07772 428161

E: spencer.cotton@saxbylighting.com

Postcodes: LS, LE, NG, S, CV, HG, DL, YO, TS, HU, WF, DN, LN, SK, SE, DE



GARY MADELEY

T: 07816 933190

E: gary.madeley@saxbylighting.com

Postcodes: B, WA, CH, WR, PR, WS, L, OL, DE, ST, TF, BD, M, CW, WN, WV, LA, FY, BB, SK, BL, HD, DY, HX, NP, CV, SY, LL, GU, FK



SAM GILBERT

T: 07787 400 105

E: sam.gilbert@saxbylighting.com

Postcodes: PL, SN, TQ, GL, BH, SY, BA, TR, BS, CF, NP, SA, EX, JE, LL, SP, DT, TA, GY, HR, LD



MARC ADLER

T: 07824 491 692

E: marc.adler@saxbylighting.com

Postcodes: TN, NN, NW, CO, EN, UB, PE, SL, MK, IG, HA, RM, CT, ME, NR, OX, IP, BN, CM, AL, GU, N, SS, HP, CB, WD, RG, SG, RH, LU, KT, TW, WA, SW, E, SE



IAN FRANCIS

T: 07570 952 554

E: ian.francis@saxbylighting.com

Postcodes: E, W, N, TW, SE, NW, SO, RH, HA, DA, PO, UB, SW, CR, BR, KT, SM, CO, EC, HP, IG



EAMONN WALSH

T: 07748 289 615 **T:** 00353 862 530857

E: eamonn.walsh@saxbylighting.com

Northern and Southern Ireland IOM

PAUL WOOLLEY - Business Development Manager

T: 07425 574 439

E: paul.woolley@saxbylighting.com

saxbytrade.com

Saxby Lighting, Cabot Lane,
Creekmoor, Dorset BH17 7BY

Call: 033 00 555 885

Email: sales@saxbylighting.com

    @saxbylighting



5 017588 033042 >